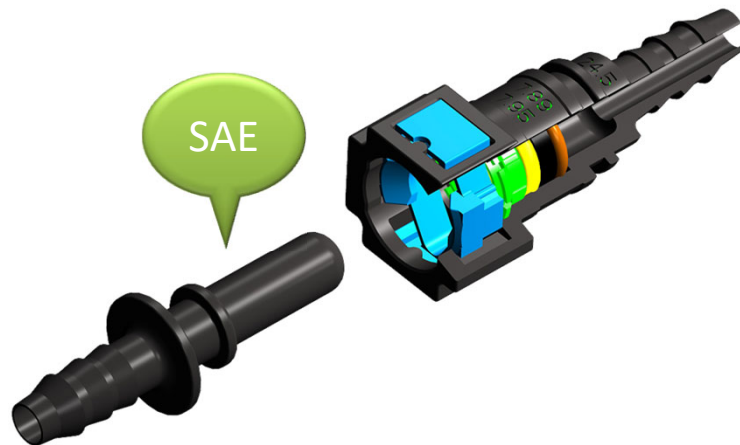


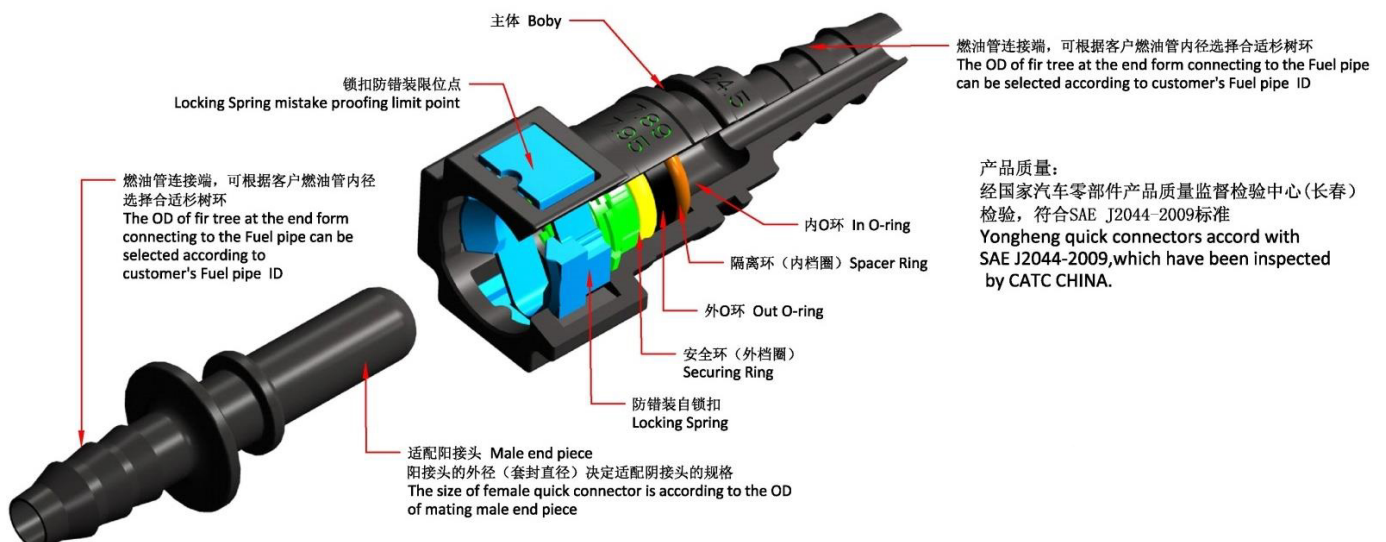
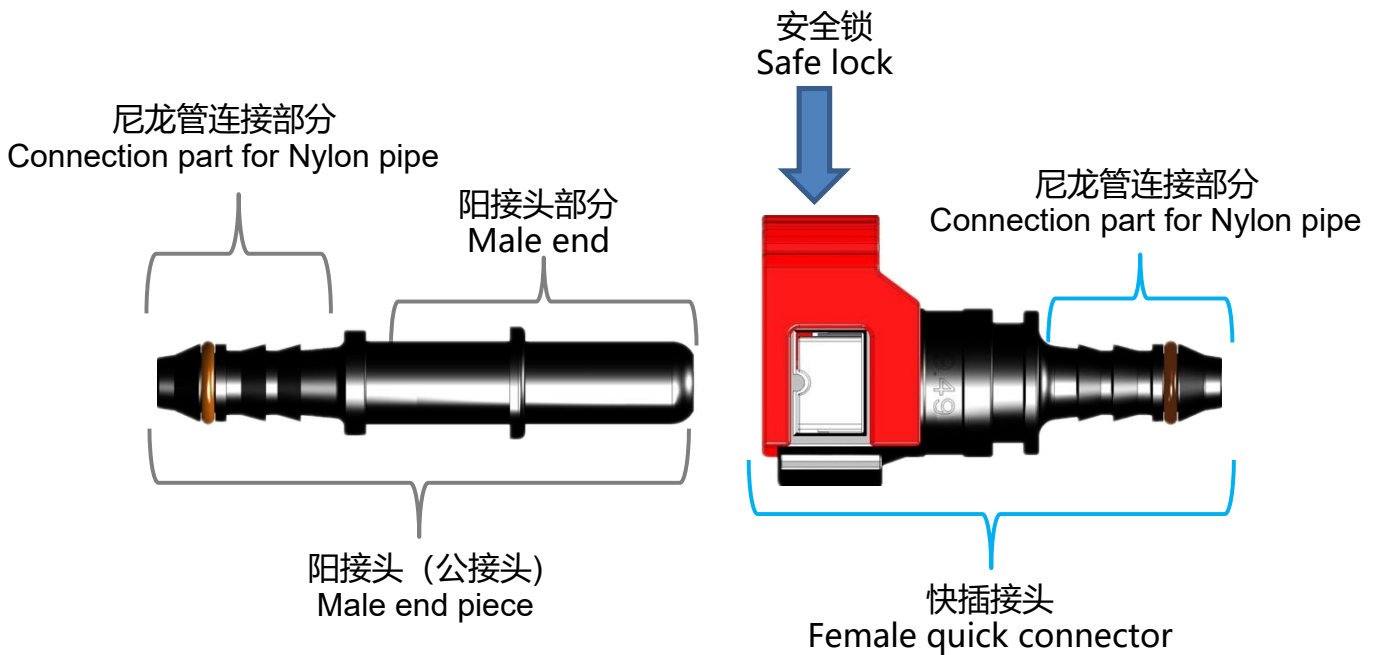
# QUICK CONNECTORS

Product catalog 2026



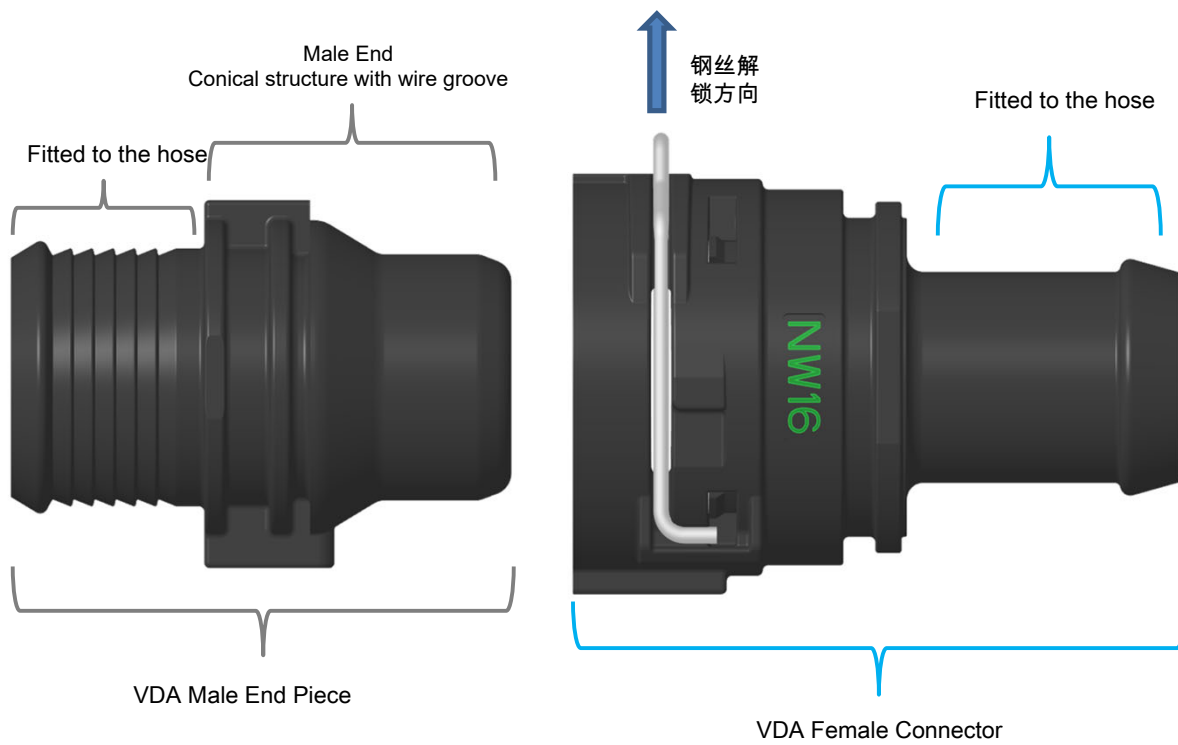


- 塑料件兼有轻量化和耐腐蚀性的优点
- 帮助满足环境/排放的要求
- 零件紧凑且体积小，非常容易使用
- 减少装配周期提高生产力：在售后市场的应用中无需借助工具来解锁
- 针对燃油管路及所有汽车回路拥有着全球最广泛的快速接头产品范围
- 多种角度、形状和直径
- 多功能的快装接头：可以集成多种功能，比如截止阀、调节阀、单向阀、压力调节阀、压力检查阀等
- 所有接头都能满足一定的清洁度标准
- 装配防错装置
- Plastic parts have the advantages of both light weight and corrosion resistance.
- Help to meet environmental/emissions requirements.
- The parts are compact and small, making them very easy to use.
- Reduced assembly cycles and increased productivity: In aftermarket applications, there is no tools needed to unlock.
- It has the world's broadest range of quick couplings for fuel lines and all automotive circuits.
- With multiple angles, shapes, and diameters.
- Multi-functional quick connectors can integrate a variety of functions, such as globe valves, control valves, check valves, pressure regulating valves, pressure check valves, etc.
- All fittings can meet certain cleanliness standards.
- Equipped with error-proofing devices.

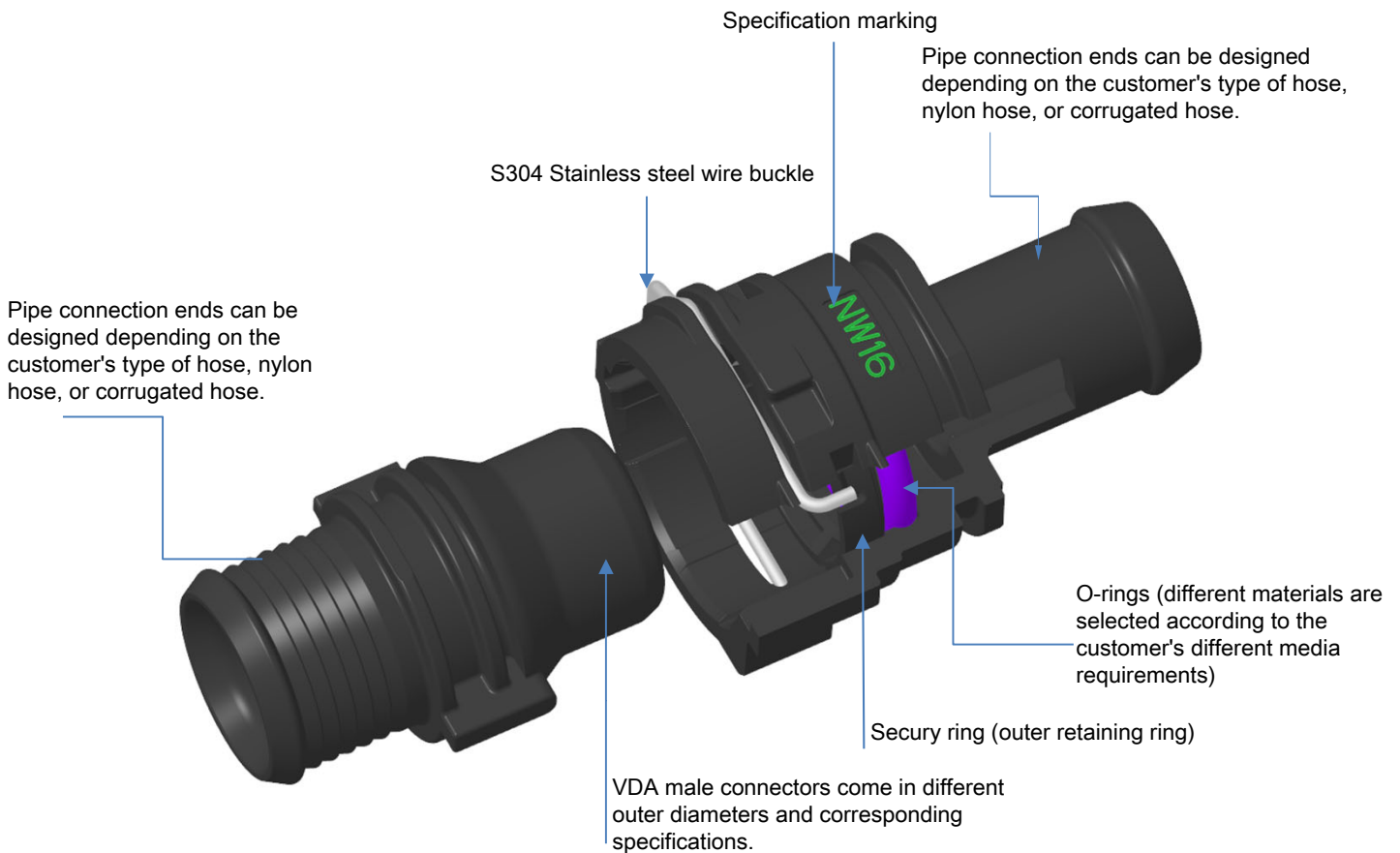


# VDA 快速接头认知

## Knowledge About VDA Quick connectors



We have designed a series of ADV-compliant quick connectors, which include: multiple diameter options; multiple geometries available; and compatibility with plastic (PA or PP) tubing and rubber hoses.

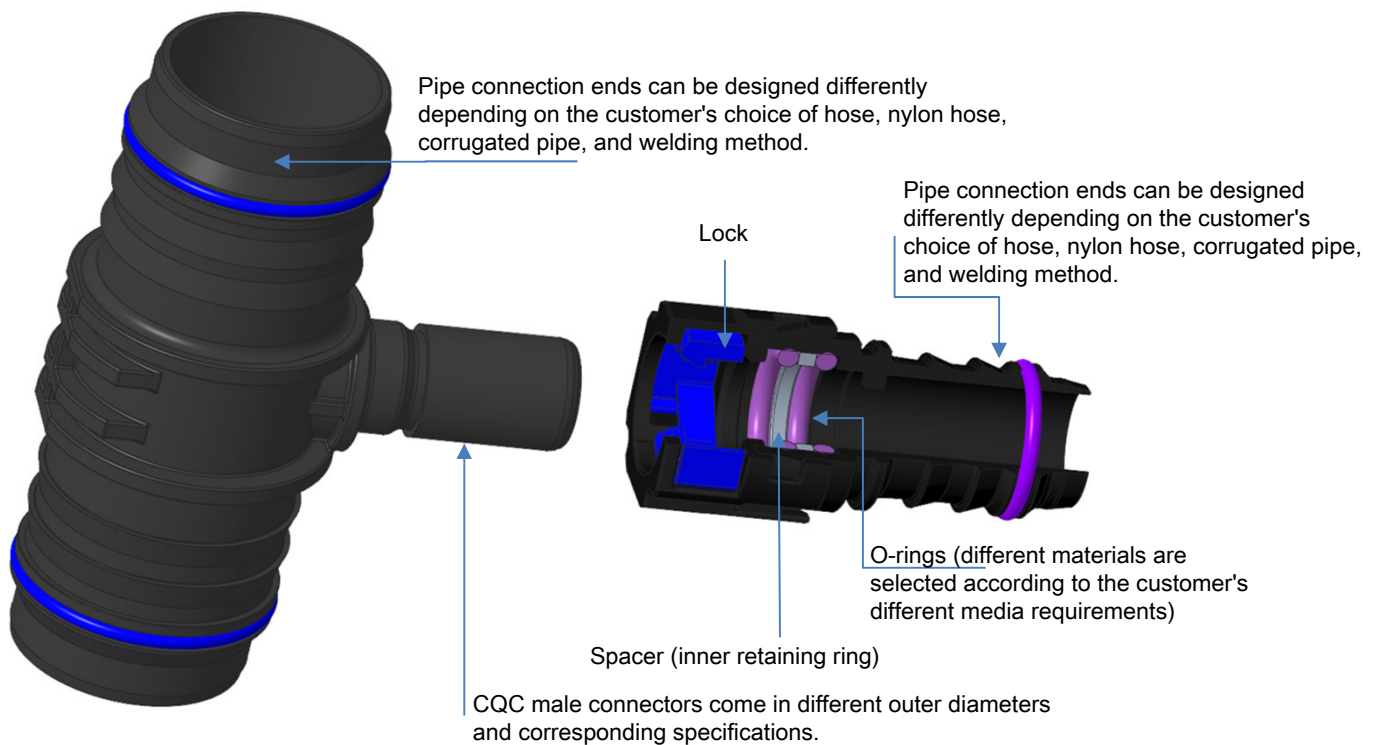
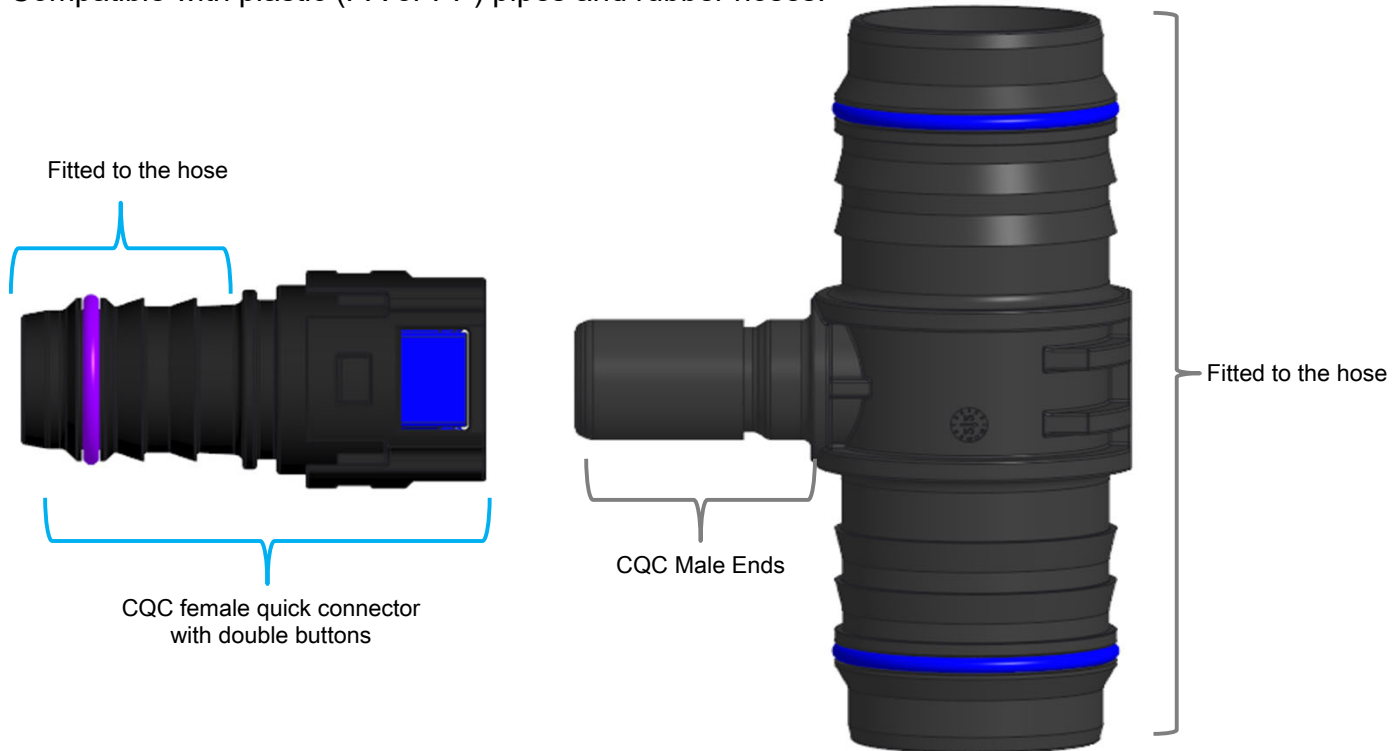


# CQC 快速接头认知

## Knowledge About CQC Quick connectors



We have designed 10.0/14.0/18.0/20.0 CQC-compliant quick connectors, which include: Multiple diameter specifications; multiple locking types; multiple pipe connection methods (strip joint, nipple tip, laser welding, etc.); multiple geometric shapes are available; Compatible with plastic (PA or PP) pipes and rubber hoses.



# Contents



	QC	Male End	End Cap
<b>SAE</b>	<b>P7</b>		
6.30 - 1/4"	P7	P39	P59
7.89 - 5/16"	P10	P39	P59
9.49 - 3/8"	P18	P39	P59
9.89	P24	P39	P59
11.80 - 12.00	P26	P40	P59
12.61 - 1.2"	P27	P40	P59
15.82 - 5/8"	P29	P40	P59
18.9	P37	-	P59
<b>METRIC</b>	<b>P4</b>		
8.00	-	P30	-
10.00	-	P30	P59
16.00	-	-	-
17.50	P35	-	-
18.00	P35	P31	P59
24.00	P38	-	P59
<b>2-BUTTON COMPACT QC</b>	<b>P48</b>		
<b>CQC</b>	<b>P48</b>		
CQC 10.0	P48	P38	-
CQC 14.0	P48	P38	-
CQC 18.0	P49	-	-
Accessories-End Plug	-	-	P72
<b>Adapter Tee</b>	<b>P52</b>		
Adapter-straight & elbow	P59	-	-

	QC	Male End	Accessories
<b>VDA</b>	<b>P41</b>		
NW6/8	P41	-	-
NW12	P42	-	-
NW14	-	-	-
NW16	P43	P35	-
NW18	P45	-	-
NW20	-	-	-
NW22	P46	-	-
NW24	-	-	-
NW26	P46	-	-
NW32	P47	-	-
NW40	P47	-	-
NW55-61.00	-	-	-
<b>DN</b>	<b>P68</b>		
DN6	P68	-	-
DN14	-	-	-
DN18	-	-	-
<b>230</b>	<b>P67</b>		
<b>Check Valve</b>	<b>P69</b>		
<b>246</b>	<b>P65</b>		
246	P65	-	-
Oil Return connector	P63	-	-
Wiper pipe connector	P62	-	-

## 产品应用范围

## PRODUCT APPLICATION



燃油系统 (燃油)  
**Fuel System (Liquid)**



燃油系统 (燃油蒸汽)  
**Fuel System (Vapor)**



曲轴箱通气管  
**Crankcase Breather**



离合器  
**Clutch System**



传动油冷却  
**Transmission Oil Cooling (TOC)**



动力转向  
**Power Steering**



涡轮增压器润滑  
**Turbo Charger Lubrication**



刹车制动真空  
**Brake Booster Vacuum**



液压制动  
**Hydraulic Brake**



空气  
**Air**



空调系统  
**HVAC**



热管理系统  
**Thermal Management**



尿素还原系统  
**Urea SCR System**



多种应用  
**Other Application**

我们能够在定义的温度和压力范围之外的应用条件下提供针对性的解决方案。请随时联系我们。

**Please contact us for the solution for other application with special temperature and pressure.**



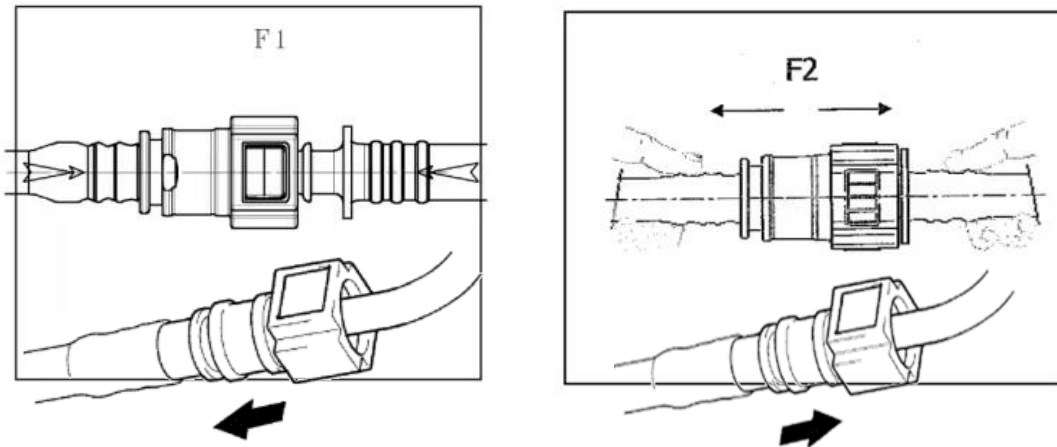
### 接头的装配 Assembly for quick connectors

- 1、阳接头符合SAE标准，必须没有灰尘和损伤
- 2、阳接头必须沿着接头轴向方向插入（F1）防止偏离轴向，避免导致密封圈移位
- 3、接头必须使用手工插入直到无法插入并听到一声“咔哒”  
可涂少量的发动机机油在阳接头的端部。
- 4、为了确保安装到位，必须装配好后通过轻轻推拔快速接头检查是否完全连接好。



- 1, The male end piece must meet SAE standards and must be free of dust and damage.
- 2, The male end piece must be inserted along the axial direction of the joint (F1) to prevent deviation from the axial direction and avoid causing the seal to shift.
- 3, The male end piece must be inserted manually until it cannot be inserted and with a sound ("click"). A small amount of engine oil can be applied to the end of the male end piece.
- 4, In order to ensure that the installation is in place, it must be checked whether it is fully connected by gently pushing and pulling the quick connector after assembly.

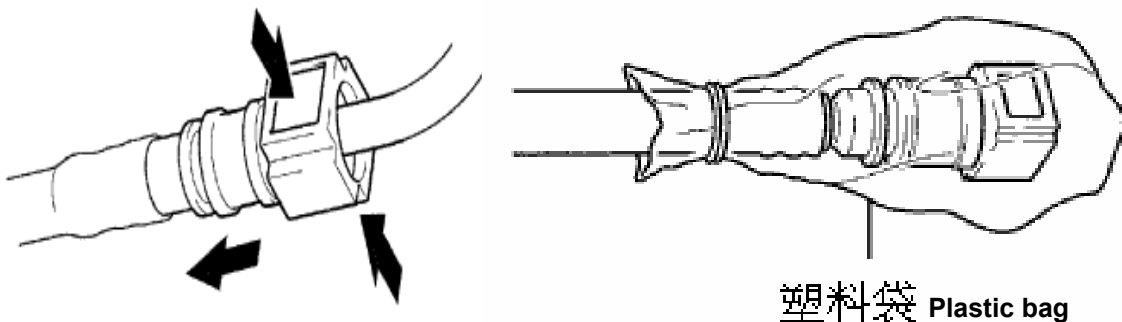
### F2力检查装配情况 F2 force to check the assembly



### 接头的拆卸 Disassembly of quick connectors

- 1、拆卸这些快速接头前，先检查快速接头的燃油管附近是否有泥土等异物，并清除干净。务必用手断开这些尼龙管快速接头。
- 2、当快速接头和燃油管卡紧时，一只手捏紧燃油管，另一只手推和拉快速接头，再将其拔出。**此过程不要使用任何工具。**
- 3、如果有泥土或其他任何异物在被断开的燃油管接头的密封表面，必须清除它们。
- 4、被断开的燃油管和快速接头不能有任何的损坏，并要用塑料袋包好它们以防止任何异物进入管内。

1. Before disassembling these quick connectors, check whether there are any foreign objects near the fuel line connected with quick connectors such as mud, and remove them. Be sure to disconnect these nylon tube quick connectors by hand.
2. When the quick connector and fuel line are clamped, pinch the fuel pipe tightly with one hand, push and pull the quick connector with the other hand, and then pull it out. **Do not use any tools for this process.**
3. If there is mud or any other foreign object on the sealing surface of the disconnected fuel line fitting, they must be removed.
4. The disconnected fuel pipe and quick connectors should not be damaged in any way, and they should be wrapped in plastic bags to prevent any foreign matter from entering the pipe.





# 永恒快速接头分类以及零部件材料基本信息




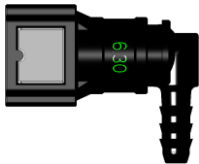
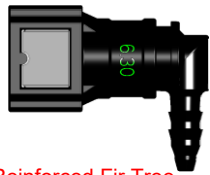

## Yongheng Quick Connector basic introduction

Type	Features	Working Temp.	Working Pressure	Methods for Connection	Body Material for Different Application
SAE QC	Safe, convenient and detachable	-30 to 120°C	5~7Bar***	Pressing, hose clamping, welding	Fuel(liquid), fuel (vapor), urea
VDA QC	Safe, convenient and detachable	-40 to 120°C	0~5Bar***	Pressing, hose clamping, welding	Fuel(liquid), fuel (vapor), coolant
CQC	Safe, detachable, small space with large diameter	-40 to 120°C	0~5Bar***	Pressing, hose clamping, welding	Coolant
Wiper QC	Safe, convenient and detachable	-40 to 120°C	0~5Bar***	Hose clamping	Glass cleaner
246 series 230 series	Safe, convenient and detachable	-30 to 120°C	5~7Bar***	Pressing	Fuel(liquid), fuel (vapor), coolant, urea
Check valve	Safe	-30 to 120°C	5~7Bar***	Pressing	Fuel(liquid), fuel (vapor),
QC for oil return pipe	Safe, convenient and detachable	-30 to 120°C	5~7Bar***	Pressing	Fuel(liquid)

Parts	Material	Application	Color
Body	PA12 GF30	Fuel, urea	Black/grey/nature
	PA66 GF30/35	Coolant, fuel vapor	Black
	PA6/6T GF25	Fuel resistant to high temperatures	Black
	PA4T GF30	Fuel resistant to high temperatures	Black
	POM	Wiper system	Black
Locking Spring	PA11	Fuel, coolant	Grey/ customization
	PA66	Fuel resistant to high temperatures, fuel vapor	Grey/ customization
Securing Ring	PA12 GF30	Fuel, fuel vapor, power steering, urea, air conditioner	Green/ customization
	PA66GF 30/35	Coolant, fuel vapor	Green/ customization
O-rings	FKM/FVMQ/ HNBR/EPDM	Fuel, fuel vapor, power steering, urea, air conditioner, coolant	NA
Valve	FVMQ	Fuel vapor, air	Brown

**SAE**  
**6.30-1/4"**

**6.30燃油快速接头展示**  
**"Fuel Liquid Quick Connectors Show**

<b>A1</b>	6.30-ID3-180°	<b>A2</b>	6.30-ID3-90°	<b>A3</b>	6.30-ID6-180°	<b>A4</b>	6.30-ID6-90°
							
PA 5x1 OD×WT		PA 5x1 OD×WT		PA 8x1 OD×WT		PA 8x1 OD×WT	
<b>A7</b>	6.30-ID7.5-180°	<b>A8</b>	6.30-ID7.5-90°	<b>A9</b>	6.30-ID4-180°	<b>A10</b>	6.30-ID4-90°
							
Rubber 7.5 ID		Rubber 7.5 ID		PA 6x1 OD×WT		PA 6x1 OD×WT	
<b>A11</b>	6.30-ID6-180°	<b>A12</b>	6.30-ID6-90°	<b>A13</b>	6.30-ID3-90°	<b>A14</b>	6.30-ID3-90°
				 Reinforced Fir Tree		 Reinforced Fir Tree	
Rubber 6.0 ID		Rubber 6.0 ID		PA 5x1 OD×WT		PA 5x1 OD×WT	
<b>DA1</b>	6.30 end cap	<b>A15</b>	6.30-ID4-90°	<b>A16</b>	6.30-ID4-0°		
							
Applied to 6.30 male end piece		PA 6x1 OD×WT		PA 6x1 OD×WT			

**SAE**  
**6.30-1/4"**

**6.30尿素快速接头展示**  
**" SCR Urea Quick Connectors**

<b>U1</b>	6.30-ID3-180°	<b>U2</b>	6.30-ID3-90°	<b>U3</b>	6.30-ID6-180°	<b>U4</b>	6.30-ID6-90°
							
AdBlue Tube 5x1 OD×WT		AdBlue Tube 5x1 OD×WT		AdBlue Tube 8x1 OD×WT		AdBlue Tube 8x1 OD×WT	
<b>U7</b>	6.30-ID7.5-180°	<b>U8</b>	6.30-ID7.5-90°	<b>U9</b>	6.30-ID4-180°	<b>U10</b>	6.30-ID4-90°
							
Rubber 7.5 ID		Rubber 7.5 ID		AdBlue Tube 6x1 OD×WT		AdBlue Tube 6x1 OD×WT	
<b>U11</b>	6.30-ID6-180°	<b>U12</b>	6.30-ID6-90°	<b>U13</b>	6.30-ID3-90°	<b>U14</b>	6.30-ID3-90°
				 Strengthened Fir tree		 Strengthened Fir tree	
Rubber 6.0 ID		Rubber 6.0 ID		AdBlue Tube 5x1 OD×WT		AdBlue Tube 5x1 OD×WT	
<b>HT-A1</b>	6.30-A1 Protection cover	<b>HT-A2</b>	6.30-A2 Protection cover	<b>HT-A3</b>	6.30-A3 Protection cover	<b>HT-A4</b>	6.30-A4 Protection cover
							
适配波纹管外径9.2mm Applied to corrugated pipe with OD of 9.2mm		适配波纹管外径9.2mm Applied to corrugated pipe with OD of 9.2mm		适配波纹管外径13.0mm Applied to corrugated pipe with OD of 13.0mm		适配波纹管外径13.0mm Applied to corrugated pipe with OD of 13.0mm	

**SAE**  
**6.30-1/4"**

**6.30尿素快速接头展示**  
**" SCR Urea Quick Connectors**

<b>AH1</b>	6.30-OD5-180°	<b>AH2</b>	6.30-OD5-90°	<b>AH3</b>	6.30-OD4-180°	<b>AH4</b>	6.30-OD4-90°
							
AdBlue Tube 5x1 OD×WT		AdBlue Tube 5x1 OD×WT		AdBlue Tube 4x1 OD×WT		AdBlue Tube 4x1 OD×WT	
<b>AH5</b>	6.30-OD5-180°	<b>AH6</b>	6.30-OD5-90°	<b>AH7</b>	6.30-OD8-180°	<b>AH8</b>	6.30-OD8-90°
							
AdBlue Tube 5x1 OD×WT		AdBlue Tube 5x1 OD×WT		AdBlue Tube 8x1 OD×WT		AdBlue Tube 8x1 OD×WT	
<b>AH9</b>	6.30-ID4-180°	<b>AH10</b>	6.30-ID4-90°	<b>AH11</b>	6.30-OD5-45°	<b>DU1</b>	6.30 end cap
							
Rubber 4.0 ID		Rubber 4.0 ID		AdBlue Tube 5x1 OD×WT		Applied to 6.30 male end piece	
<b>HT-AB1</b>	6.30-A1 Protection cover	<b>HT-AB2</b>	6.30-A2 Protection cover				
							
适配波纹管外径9.2mm Applied to corrugated pipe with OD of 9.2mm		适配波纹管外径9.2mm Applied to corrugated pipe with OD of 9.2mm					

**SAE**  
**7.89-5/16"**

**7.89燃油快速接头展示**  
**5/16" Fuel Liquid Quick Connectors**

<b>B1</b>	7.89-ID6-180°	<b>B2</b>	7.89-ID6-90°	<b>B3</b>	7.89-ID6-180°	<b>B4</b>	7.89-ID6-90°
PA 8x1 OD×WT		PA 8x1 OD×WT		PA 8x1 OD×WT		PA 8x1 OD×WT	
<b>B5</b>	7.89-ID7.5-180°	<b>B6</b>	7.89-ID7.5-90°	<b>B7</b>	7.89 T shape 3 Ways	<b>B8</b>	7.89-ID8-180°
Rubber 7.5 ID		Rubber 7.5 ID		PA 8x1 OD×T		PA 10x1 OD×WT	
<b>B9</b>	7.89-ID8-90°	<b>B10</b>	7.89 T shape 3 Ways	<b>B11</b>	7.89-ID4-90°	<b>B12</b>	7.89-ID4-180°
PA 10x1 OD×WT		PA 8x1 OD×WT and 7.89		PA 6x1 OD×WT		PA 6x1 OD×WT	
<b>B13</b>	7.89-ID6-90°	<b>B14</b>	7.89 T shape 3 Ways	<b>B15</b>	7.89 T shape 3 Ways	<b>B16</b>	7.89-ID6-45°
PA 8x1 OD×WT		PA 8x1 OD×WT and 7.89		PA 8x1 OD×WT and 7.89		PA 8x1 OD×WT	

**SAE**  
**7.89-5/16"**

**7.89燃油快速接头展示**  
**5/16" Fuel Liquid Quick Connectors**

<b>B17</b>	7.89 T shape 3 Ways	<b>B18</b>	7.89-ID4-180° shut-off valve	<b>B20</b>	7.89-ID6-180°	<b>B55</b>	7.89-7.89-7.89
							
<b>PA 8x1</b>	OD×WT	<b>PA 6x1</b>	OD×WT	<b>PA 8x1</b>	OD×WT	7.89 & 7.89	
<b>B22</b>	7.89-ID5-180°	<b>B23</b>	7.89-ID3-180°	<b>B24</b>	7.89-ID3-90°	<b>B27</b>	7.89-ID6-90°
							
<b>PA 7x1</b>	OD×WT	<b>PA 5x1</b>	OD×WT	<b>PA 5x1</b>	OD×WT	<b>PA 8x1</b> OD×WT	
<b>B28-R</b>	7.89-ID6-90°	<b>B28-L</b>	7.89-ID6-90°	<b>B29</b>	7.89-ID6-180°	<b>B30</b>	7.89-ID5-90°
							
Rubber 6.0 ID		Rubber 6.0 ID		Rubber 6.0 ID		<b>PA 7x1</b> OD×WT	
<b>B31</b>	7.89-ID10-180°	<b>B32</b>	7.89-ID10-90°	<b>B33</b>	7.89-ID7.5-90°	<b>B34</b>	7.89-ID6-65°
							
<b>PA 12.5x1.25</b> OD×WT		<b>PA 12.5x1.25</b> OD×WT		Rubber 7.5 ID		<b>PA 8x1</b> OD×WT	


**SAE**  
**7.89-5/16"**

**7.89燃油快速接头展示**  
**5/16" Fuel Liquid Quick Connectors**

<b>B35</b> 7.89-ID6-90°	<b>B36</b> 7.89-ID6-180° shut-off valve	<b>B37</b> 7.89-ID6-45°	<b>B38</b> 7.89-ID6-180°
			
Rubber 6.0 ID	PA 8x1 ODxWT	Rubber 6.0 ID	Rubber 6.0 ID
<b>B39</b> 7.89-ID6-30°	<b>B41</b> 7.89-ID8-45°	<b>B42</b> 7.89-等径ID6-90°	<b>B43</b> 7.89-ID4-90°
			
PA 8x1 ODxWT	PA 10x1 ODxWT	PA 8x1 ODxWT	Rubber 4.0 ID
<b>B44</b> 7.89-ID4-90°	<b>B45</b> 7.89-ID6-90°	<b>B46</b> 7.89-ID6-180°	<b>B50</b> 7.89-ID7.5-45°
			
Rubber 4.0 ID	PA 8x1 ODxWT	PA 8x1 ODxWT	Rubber 7.5 ID
<b>DB1</b> 7.89 end cap	<b>B52</b> 7.89-ID6-180° Single O-ring	<b>B53</b> 7.89-ID6-90° Single O-ring	<b>B54</b> 7.89-ID8-9.89
			
Male connector 7.89	PA 8x1 ODxWT	PA 8x1 ODxWT	PA 10x1 ODxWT

# SAE 7.89 燃油快速接头展示

## 5/16" Fuel Liquid Quick Connectors Show

B56	7.89-ID8-45°						
							
PA 10x1 OD×WT							

快速连接器有O型环和工程塑料件组成，我们需要了解规格以及使用环境，正确为您选择合适的连接器。  
 Connectors are supplied with o'rings and plastic material combinations. To determine correct choices, we must have specification and information on operating conditions.  
 执行标准：SAE J2044-2009 地面车辆 推荐规范 -液体燃料和气体排放系统用快速连接规范  
 Superseding J2044 AUG2009 Quick Connect Coupling Specification for Liquid Fuel and Vapor/Emissions Systems

**SAE**  
**7.89-5/16"**

**7.89尿素快速接头展示**  
**5/16" SCR Urea Quick Connectors**

<b>V1</b>	7.89-ID6-180°	<b>V2</b>	7.89-ID6-90°	<b>V3</b>	7.89-ID6-180°	<b>V4</b>	7.89-ID6-90°
							
AdBlue Tube 8x1 OD×WT		AdBlue Tube 8x1 OD×WT		AdBlue Tube 8x1 OD×WT		AdBlue Tube 8x1 OD×WT	
<b>V5</b>	7.89-ID8-180°	<b>V6</b>	7.89-ID8-90°	<b>V8</b>	7.89-ID3-180°	<b>V9</b>	7.89-ID3-90°
							
AdBlue Tube 10x1 OD×WT		AdBlue Tube 10x1 OD×WT		AdBlue Tube 5x1 OD×WT		AdBlue Tube 5x1 OD×WT	
<b>V13</b>	7.89-ID6-90°	<b>V20</b>	7.89-ID6-180°	<b>V25</b>	7.89-ID6-180°	<b>V26</b>	7.89-ID6-90°
							
AdBlue Tube 8x1 OD×WT		AdBlue Tube 8x1 OD×WT		AdBlue Tube 8x1 OD×WT		AdBlue Tube 8x1 OD×WT	
<b>V27</b>	7.89-ID6-90°	<b>BH1</b>	7.89-OD8-180°	<b>BH2</b>	7.89-OD8-90°	<b>BH3</b>	7.89-OD8-180°
							
AdBlue Tube 8x1 OD×WT		AdBlue Tube 8x1 OD×WT		AdBlue Tube 8x1 OD×WT		AdBlue Tube 8x1 OD×WT	

**SAE**  
**7.89-5/16"**

**7.89尿素快速接头展示**  
**5/16" SCR Urea Quick Connectors**

<b>BH4</b> 7.89-OD8-90°	<b>BH5</b> 7.89-OD10-180°	<b>BH6</b> 7.89-OD10-90°	<b>BH7</b> 7.89-ID4-180°
			
AdBlue Tube 8x1 OD×WT	AdBlue Tube 10x1 OD×WT	AdBlue Tube 10x1 OD×WT	AdBlue EPDM 4 ID
<b>BH8</b> 7.89-ID4-90°	<b>BH9</b> 7.89-OD4-180°	<b>BH10</b> 7.89-OD4-90°	<b>BH11</b> 7.89-OD5-180°
			
AdBlue EPDM 4 ID	AdBlue Tube 4x1 OD×WT	AdBlue Tube 4x1 OD×WT	AdBlue Tube 5x1 OD×WT
<b>BH12</b> 7.89-OD5-90°	<b>V35</b> 7.89-ID6-90°	<b>V37</b> 7.89-ID6-45°	<b>V38</b> 7.89-ID6-180°
			
AdBlue Tube 5x1 OD×WT	AdBlue EPDM 6.0 ID	AdBlue EPDM 6.0 ID	AdBlue EPDM 6.0 ID
<b>V43</b> 7.89-ID4-180°	<b>V44</b> 7.89-ID4-90°	<b>V45</b> 7.89-ID6-90°	<b>V46</b> 7.89-ID6-180°
			
AdBlue EPDM 4.0 ID	AdBlue EPDM 4.0 ID	AdBlue Tube 8x1 OD×WT	AdBlue Tube 8x1 OD×WT


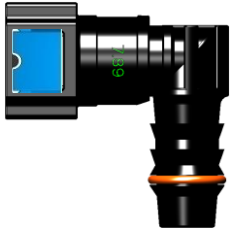
**SAE**  
**7.89-5/16"**

**7.89尿素快速接头展示**  
**5/16" SCR Urea Quick Connectors**

<b>V40</b> 7.89消声器尿素单向阀  Customized, not public AdBlue 7.89 and 9.49 QC	<b>V47</b> 7.89消声器尿素单向阀  Customized, not public AdBlue 7.89 and 9.49 QC	<b>V48</b> 7.89消声器尿素单向阀  Customized, not public AdBlue Tube 8x1 OD×WT PDM 4 ID	<b>V49</b> 7.89消声器尿素单向阀  Customized, not public AdBlue Tube 8x1 OD×WT
<b>V51</b> 7.89消声器尿素单向阀  Customized, not public AdBlue Tube 8x1 OD×WT	<b>DV1</b> 7.89 end cap  AdBlue Male connector 7.89	<b>BH13</b> 7.89-OD8-180°  AdBlue Tube 8x1 OD×WT	<b>BH14</b> 7.89-OD8-90°  AdBlue Tube 8x1 OD×WT
<b>HT-B1</b> 7.89-B1 Protection cover  适配波纹管外径13.0mm Applied to corrugated pipe with OD of 13.0mm	<b>HT-B2</b> 7.89-B2 Protection cover  适配波纹管外径13.0mm Applied to corrugated pipe with OD of 13.0mm	<b>HT-B11</b> 7.89-B12 Protection cover  适配波纹管外径13.0mm Applied to corrugated pipe with OD of 13.0mm	<b>HT-B12</b> 7.89-B11 Protection cover  适配波纹管外径13.0mm Applied to corrugated pipe with OD of 13.0mm
<b>ABT-1</b> 7.89-Straight 13J7.89BHG-V3  Applied to 7.89 straight corrugated pipe	<b>ABT-2</b> 7.89-Elbow 13E7.89BHG_V0  Applied to 7.89 elbow corrugated pipe	<b>ABT-3</b> 7.89-Straight 13Y7.89BHG-V3  Applied to 7.89 straight corrugated pipe with leads	<b>ABT-4</b> 7.89-Elbow 13YE7.89BHG-V6  Applied to 7.89 elbow corrugated pipe with leads







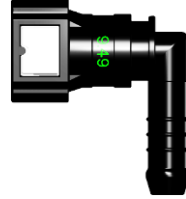



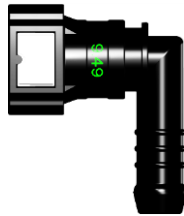


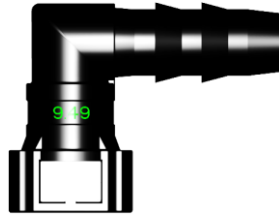

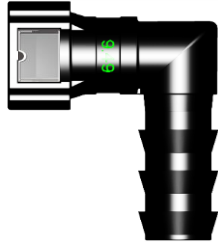
**SAE**  
**7.89-5/16"**

**7.89液冷快速接头展示**  
**5/16" Cooling systems Quick Connectors**

<b>WB1</b> 7.89-ID6-180°	<b>WB2</b> 7.89-ID6-90°	<b>WB8</b> 7.89-ID8-180°	<b>WB9</b> 7.89-ID8-90°
			
PA Tube 8x1 OD×WT	PA Tube 8x1 OD×WT	PA Tube 10x1 OD×WT	PA Tube 10x1 OD×WT
<b>WB10</b> 7.89 T shape 3 Ways	<b>WB31</b> 7.89-ID10-180°	<b>WB32</b> 7.89-ID10-90°	
			
PA 8x1 OD×WT and 7.89	PA 12.5x1.25 OD×WT	PA 12.5x1.25 OD×WT	


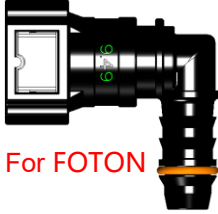

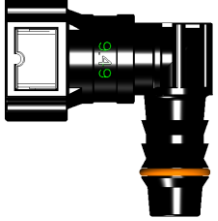



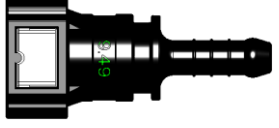
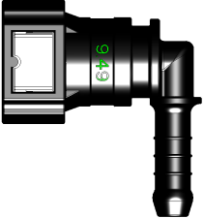


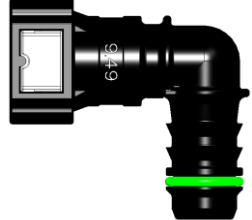




**SAE**  
**9.49-3/8"**

**9.49 燃油快速接头展示**  
**3/8" Fuel Liquid Quick Connectors**

D1	9.49-ID6-180°	D2	9.49-ID6-90°	D3	9.49-ID8-180°	D4	9.49-ID8-90°
							
PA 8x1 OD×WT		PA 8x1 OD×WT		PA 10x1 OD×WT		PA 10x1 OD×WT	
D5	9.49-ID6-90°	D6	9.49-ID7.5-180°	D7	9.49-ID7.5-90°	D8	9.49-ID9.5-180°
							
PA 8x1 OD×WT		Rubber 7.5 ID		Rubber 7.5 ID		Rubber 9.5 ID	
D9	9.49-ID4-180°	D10	9.49-ID4-90°	D11	9.49-ID9.5-90°	D13	9.49-ID8-90°
						 For Dorman	
PA 6x1 OD×WT		PA 6x1 OD×WT		Rubber 9.5 ID		PA 10x1 OD×WT	
D14	9.49-ID12-180°	D15	9.49-ID12-90°	D16	9.49-ID14-180°	D17	9.49-ID14-90°
							
PA 15x1.5 OD×WT		PA 15x1.5 OD×WT		PA 18x2.0 OD×WT		PA 18x2.0 OD×WT	


**SAE**  
**9.49-3/8"**

**9.49 燃油快速接头展示**  
**3/8" Fuel Liquid Quick Connectors**

D18	9.49-ID8-180°	D19	9.49-ID8-90°	D20	9.49-ID10-180°	D21	9.49-ID10-90°
	For FOTON		For FOTON				
PA 10x1 OD×WT		PA 10x1 OD×WT		PA 12.5x1.25 OD×WT		PA 12.5x1.25 OD×WT	
D22	9.49-ID7.5-45°	D23	9.49-ID3-180°	D24	9.49-ID3-90°	D25	9.49-ID6-180°
							
Rubber 7.5 ID		PA 5x1 OD×WT		PA 5x1 OD×WT		Rubber 6.0 ID	
D26	9.49-ID6-90°	D27	9.49-ID6-45°	D28	9.49-ID12-180°	D29	9.49-ID12-90°
							
Rubber 6.0 ID		PA 8x1 OD×T		PA 15x1.5 OD×WT		PA 15x1.5 OD×WT	
D34	9.49-ID11-180°	D35	9.49-ID11-90°	D7-S	9.49-ID9.5-90°	D8-S	9.49-ID9.0-0°
							
PA 14x1.5 OD×WT		PA 14x1.5 OD×WT		Rubber 9.5 ID		Rubber 9.0 ID	

# SAE 9.49 燃油快速接头展示

## 3/8" Fuel Liquid Quick Connectors Show

D36	9.49-ID4-180°	D38	9.49-ID8-9.49-T		
					
PA 6x1 ODxWT		PA 10x1 ODxWT			

快速连接器有O型环和工程塑料件组成，我们需要了解规格以及使用环境，正确为您推荐合适的连接器。  
 Connectors are supplied with o-rings and plastic material combinations. To determine correct choices, we must have specification and information on operating conditions. 执行标准：SAE J2044-2009 地面车辆推荐规范-液体燃料和气体排放系统用快速连接规范  
 Superseding J2044 AUG2009 Quick Connect Coupling Specification for Liquid Fuel and Vapor/Emissions Systems

**SAE**  
**9.49-3/8"**

**9.49尿素快速接头展示**  
**3/8" SCR Urea Quick Connectors**

<b>X1</b>	9.49-ID6-180°	<b>X2</b>	9.49-ID6-90°	<b>X3</b>	9.49-ID8-180°	<b>X4</b>	9.49-ID8-90°
							
AdBlue Tube 8x1 OD×WT		AdBlue Tube 8x1 OD×WT		AdBlue Tube 10x1 OD×WT		AdBlue Tube 10x1 OD×WT	
<b>X5</b>	7.89-ID4-180°	<b>X6</b>	7.89-ID4-90°	<b>X23</b>	7.89-ID3-180°	<b>X24</b>	7.89-ID3-90°
							
AdBlue Tube 6x1 OD×WT		AdBlue Tube 6x1 OD×WT		AdBlue Tube 5x1 OD×WT		AdBlue Tube 5x1 OD×WT	
<b>X25</b>	7.89-ID6-180°	<b>X26</b>	7.89-ID6-90°	<b>X36</b>	9.49-ID4-180°		
							
AdBlue EPDM 6 ID		AdBlue EPDM 6 ID		AdBlue Tube 6x1 OD×WT			
<b>HT-D1</b>	9.49-D1 Protection cover	<b>HT-D2</b>	9.49-D2 Protection cover	<b>HT-D9</b>	9.49-D9 Protection cover	<b>HT-D10</b>	9.49-D10 Protection cover
							
适配波纹管外径13.0mm Applied to corrugated pipe with OD of 13.0mm		适配波纹管外径13.0mm Applied to corrugated pipe with OD of 13.0mm		适配波纹管外径9.2mm Applied to corrugated pipe with OD of 9.2mm		适配波纹管外径9.2mm Applied to corrugated pipe with OD of 9.2mm	





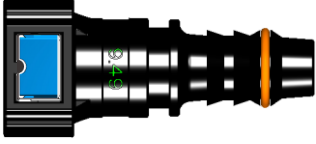
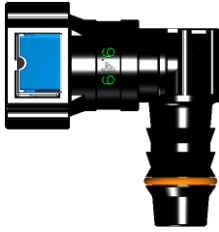
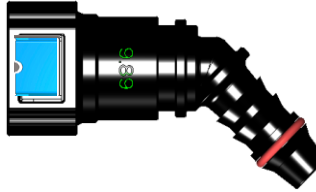

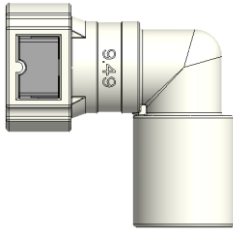

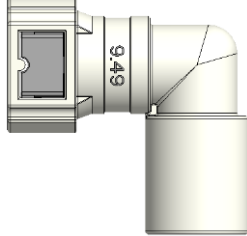
**SAE**  
**9.49-3/8"**

**9.49尿素快速接头展示**  
**3/8" SCR Urea Quick Connectors Show**

<b>DH1</b> 9.49-OD8-180°	<b>DH2</b> 9.49-OD8-90°	<b>DH3</b> 9.49-OD8-180°	<b>DH4</b> 9.49-OD8-90°
			
AdBlue Tube 8x1 OD×WT	AdBlue Tube 8x1 OD×WT	AdBlue Tube 8x1 OD×WT	AdBlue Tube 8x1 OD×WT
<b>DH5</b> 9.49-OD10-180°	<b>DH6</b> 9.49-OD10-90°	<b>DH7</b> 9.49-ID6-180°	<b>DH8</b> 9.49-ID6-90°
			
AdBlue Tube 10x1 OD×WT	AdBlue Tube 10x1 OD×WT	AdBlue Tube 8x1 OD×WT	AdBlue Tube 8x1 OD×WT
<b>DH9</b> 7.89-ID4-180°	<b>DH10</b> 7.89-ID4-90°	<b>DH11</b> 9.49-OD5-180°	<b>DH12</b> 9.49-OD4-180°
			
AdBlue EPDM 4 ID	AdBlue EPDM 4 ID	AdBlue Tube 5x1 OD×WT	AdBlue Tube 4x1 OD×WT
<b>DH13</b> 9.49-OD4-90°	<b>DH14</b> 9.49-OD5-180°	<b>DH15</b> 9.49-OD5-90°	<b>DX1</b> 9.49 end cap
			
AdBlue Tube 4x1 OD×WT	AdBlue Tube 5x1 OD×WT	AdBlue Tube 5x1 OD×WT	AdBlue Male connector 9.49





**SAE**  
**9.49-3/8"**

**9.49液冷快速接头展示**  
**3/8" Cooling systems Quick Connectors**

<b>WD1</b> 9.49-ID6-180°	<b>WD2</b> 9.49-ID6-90°	<b>WD3</b> 9.49-ID8-180°	<b>WD4</b> 9.49-ID8-90°
			
PA Tube 8x1 OD×WT	PA Tube 8x1 OD×WT	PA Tube 10x1 OD×WT	PA Tube 10x1 OD×WT
<b>WD20</b> 9.49-ID10-180°	<b>WD21</b> 9.49-ID10-90°		<b>WE11</b> 9.89-ID8-45°
			
PA 12.5x1.25 OD×WT	PA 12.5x1.25 OD×WT		PA 10x1 OD×WT
<b>WD30</b> 9.49-OD15.5-180°	<b>WD31</b> 9.49-OD15.5-90°	<b>WD32</b> 9.49-OD14.8-180°	<b>WD33</b> 9.49-OD14.8-90°
			
PA Tube 15.5 (OD 外径)	PA Tube 15.5 (OD 外径)	PA Tube 14.8 (OD 外径)	PA Tube 14.8 (OD 外径)

**SAE**  
**9.89**

**9.89液冷快速接头展示**  
**9.89 Cooling systems Quick Connectors**

<b>WE1</b> 9.89-ID8-180°	<b>WE2</b> 9.89-ID8-90°	<b>WE8</b> 9.89-ID10-180°	<b>WE4</b> 9.89-ID10-90°
			
PA 10x1 OD×WT	PA 10x1 OD×WT	PA 12.5x1.25 OD×WT	PA 12.5x1.25 OD×WT

SAE  
9.89

## 9.89 燃油快速接头展示

### 9.89 Fuel Liquid Quick Connectors

E1	9.89-ID8-180°	E2	9.89-ID8-90°	E3	9.89-ID9-180°	E4	9.89-ID10-90°
							
PA 10x1 OD×WT	PA 10x1 OD×WT	PA 12x1.5 OD×WT	PA 12.5x1.25 OD×WT				
E5	9.89-ID9.5-90°	E6	9.89-ID6-180°	E7	9.89-ID7.5-180°	E8	9.89-ID10-180°
							
Rubber 9.5 ID	PA 8x1 OD×T	Rubber 7.5 ID	PA 12.5x1.25 OD×WT				
E9	9.89-ID6-90°	E10	9.89-9.89-C	E11	9.89-ID8-45°	E12	9.89-ID9.5-180°
	 <b>Can be fitted with sensors</b>						
PA 8x1 OD×WT	Applied to 9.89 QC	PA 10x1 OD×WT	Rubber 9.5 ID				
E13	9.89-ID6-45°	E18	9.89-ID8-180°	E19	9.89-ID8-90°	E23	10.0-ID6-180°
	 <b>Non-disassembled QC</b>	 <b>Non-disassembled QC</b>	 <b>Single O-ring</b>				
PA 8X1 OD×WT	PA 10x1.0 OD×WT	PA 10x1.0 OD×WT	PA 8X1 OD×WT				

# SAE 9.89 燃油快速接头展示

## 9.89 Fuel Liquid Quick Connectors Show

E22	9.89-ID6-90°	E24	9.89-ID7.5-90°	E25	9.89-ID10-9.89	E26	9.89-ID10-45°
 <p>Single O-ring</p>							
PA 8x1 OD×WT		Rubber 7.5 ID		PA 12x1 OD×WT		PA 12x1 OD×WT	

快速连接器有O型环和工程塑料件组成，我们需要了解规格以及使用环境，正确为您选择合适的连接器。

Connectors are supplied with o-rings and plastic material combinations. To determine correct choices, we must have specification and information on operating conditions.

执行标准：SAE J2044-2009 地面车辆推荐规范-液体燃料和气体排放系统用快速连接规范

Superseding J2044 AUG2009 Quick Connect Coupling Specification for Liquid Fuel and Vapor/Emissions Systems

SAE  
11.8



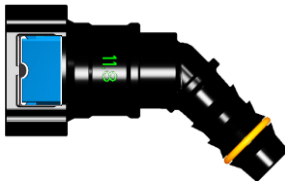

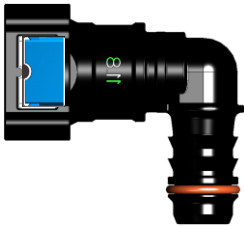
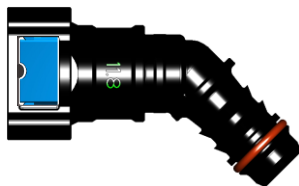
# 11.80 燃油快速接头展示

## 11.80 Fuel Liquid Quick Connectors

G1	11.80-ID10-180°	G2	11.80-ID10-90°	G3	11.8-ID12-180°	G4	11.80-ID9-180°
							
PA 12.5x1.25 OD×WT		PA 12.5x1.25 OD×WT		PA 15x1.5 OD×WT		PA 12.0x1.5 OD×WT	
G5	11.80-ID9-90°	G6	11.80-ID10-45°	G7	11.80-ID14-180°	G8	11.80-ID8-180°
							
PA 12.0x1.5 OD×WT		PA 12.5x1.25 OD×WT		PA 18.0x2.0 OD×WT		PA 10x1.0 OD×WT	
G9	11.80-ID8-90°	G10	11.8-ID12-180°	G11	11.8-ID12-90°	G12	11.8-ID12-45°
							
PA 10x1.0 OD×WT		PA 15x1.5 OD×WT		PA 15x1.5 OD×WT		PA 15x1.5 OD×WT	
G13	11.8-ID8-45°	DG1	11.8 end cap	G14	11.8-ID10	G15	11.8-ID11.5-0°
							
PA 10x1 OD×WT		Male connector 11.80		SAE7.89 & PA 12.5x1.25 OD×WT		Rubber 11.5 ID	


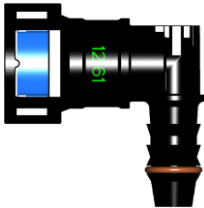

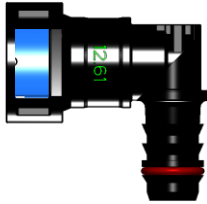


**SAE  
11.80**

**11.80 液冷快速接头展示  
11.80 Cooling system Quick Connectors**

<b>WG1</b>	11.8-ID10-180°	<b>WG2</b>	11.8-ID10-180°	<b>WG6</b>	11.8-ID10-45°	<b>WG10</b>	11.8-ID12-180°
							
PA 12.5x1.25 OD×WT		PA 12.5x1.25 OD×WT		PA 12.5x1.25 OD×WT		PA 15x1.5 OD×WT	
<b>WG11</b>	11.8-ID12-90°	<b>WG12</b>	11.8-ID12-45°				
							
PA 15x1.5 OD×WT		PA 15x1.5 OD×WT					






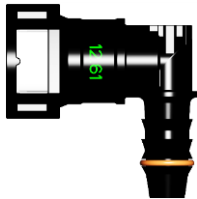


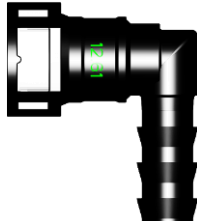

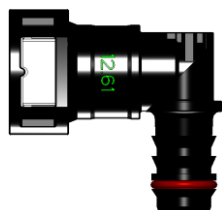




**SAE  
12.61-1/2"**

**12.61 液冷快速接头展示  
12.61 Cooling systems Quick Connectors**

<b>WJ5</b>	12.61-ID10-180°	<b>WJ6</b>	12.61-ID10-90°	<b>WJ11</b>	12.61-ID12-180°	<b>WJ12</b>	12.61-ID12-90°
							
PA 12.5x1.25 OD×WT		PA 12.5x1.25 OD×WT		PA 15x1.5 OD×WT		PA 15x1.5 OD×WT	
<b>WJ17</b>	12.61-ID14-180°	<b>WJ18</b>	12.61-ID14-90°				
							
PA 17x1.5 OD×WT		PA 17x1.5 OD×WT					


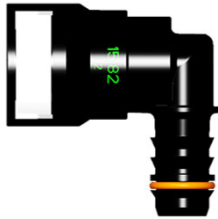







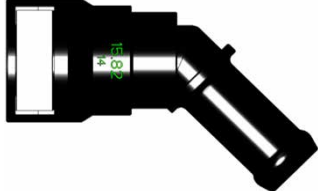
**SAE**  
**12.61 1/2"**

**12.61 燃油快速接头展示**  
**1/2" Fuel Liquid Quick Connectors**

<b>J1</b>	12.61-ID12-180°	<b>J2</b>	12.61-ID12-90°	<b>J3</b>	12.61-ID12-180°	<b>J4</b>	12.61-ID12-90°
							
<b>PA 15x1.5</b> OD×WT		<b>PA 15x1.5</b> OD×WT		<b>PA 15x1.5</b> OD×WT		<b>PA 15x1.5</b> OD×WT	
<b>J5</b>	12.61-ID9/10-180°	<b>J6</b>	12.61-ID9/10-90°	<b>J7</b>	12.61-ID6-180°	<b>J8</b>	12.61-ID14-180°
							
<b>PA 12.0x1.5</b> OD×WT		<b>PA 12.0x1.5</b> OD×WT		<b>PA 8.0x1.0</b> OD×WT		<b>PA 18x2</b> OD×WT	
<b>J9</b>	12.61-ID14-90°	<b>J11</b>	12.61-ID12-180°	<b>J12</b>	12.61-ID12-90°	<b>J13</b>	12.61-ID9.5-90°
							
<b>PA 18x2</b> OD×WT		<b>PA 15x1.5</b> OD×WT		<b>PA 15x1.5</b> OD×WT		<b>Rubber 9.5</b> ID	
<b>J14</b>	12.61-ID9.5-180°	<b>J15</b>	12.61-ID8-180°	<b>J16</b>	12.61-ID8-90°		
							
<b>Rubber 9.5</b> ID		<b>PA 10x1.0</b> OD×WT		<b>PA 10x1.0</b> OD×WT			

# SAE 15.82 燃油快速接头展示

## 5/8" Fuel Liquid Quick Connectors Show

H4	15.82-ID12-180°	H5	15.82-ID12-90°	H6	15.82-ID14-45°		
							
PA 15.0x1.5 OD×WT		PA 15.0x1.5 OD×WT		PA 17.0x1.5 OD×WT			
H2	15.82-ID14-180°	H1	15.82-ID14-90°	H6	15.82-ID14-45°		
							
PA 17x1.5 OD×WT		PA 17x1.5 OD×WT		PA 17.0x1.5 OD×WT			
H3	15.82-ID14-180°	H7-R	15.82-ID14-90°	H7-L	15.82-ID14-90°	H8	15.82-ID14-45°
							
Rubber 14.0 ID		Rubber 14.0 ID		Rubber 14.0 ID		Rubber 14.0 ID	

快速连接器有O型环和工程塑料件组成，我们需要了解规格以及使用环境，正确为您选择合适的连接器。

Connectors are supplied with o-rings and plastic material combinations. To determine correct choices, we must have specification and information on operating conditions.

执行标准：SAE J2044-2009 地面车辆推荐规范-液体燃料和气体排放系统用快速连接规范

Superseding J2044 AUG2009 Quick Connect Coupling Specification for Liquid Fuel and Vapor/Emissions Systems

# SAE 15.82 燃油快速接头展示

## 5/8" Fuel Liquid Quick Connectors Show

H17	15.82-ID12-180°	H18	15.82-ID12-90°	H19	15.82-ID12-45°	H26	15.82-ID12.5-180°
							
PA 15.0x1.5 OD×WT	PA 15.0x1.5 OD×WT	PA 15.0x1.5 OD×WT	PA 15x1.25 OD×WT				
H20	15.82-OD17.5	H21	15.82-OD17.5	H22	15.82-ID10-180°	H23	15.82-ID10-90°
							
PA 17.5 OD	PA 17.5 OD	PA 12.5x1.25 OD×WT	PA 12.5x1.25 OD×WT				
H-cap	15.82防尘盖	H-DN6	15.82-ID15-DN6	H24	15.82-ID16-180°	H25	15.82-ID16-90°
							
	Rubber 15.0 ID and DN6	PA 19x1.5 OD×WT	PA 19x1.5 OD×WT				
H9	15.82-ID14-180°	H10	15.82-ID14-90°	H16	15.82-ID14-45°	H14	15.82-ID15-180°
							
PA 17x1.5 OD×WT	PA 17x1.5 OD×WT	PA 17x1.5 OD×WT	PA 18x1.5 OD×WT				

快速连接器有O型环和工程塑料件组成，我们需要了解规格以及使用环境，正确为您推荐合适的连接器。

Connectors are supplied with o-rings and plastic material combinations. To determine correct choices, we must have specification and information on operating conditions.

执行标准：SAE J2044-2009 地面车辆推荐规范-液体燃料和气体排放系统用快速连接规范

Superseding J2044 AUG2009 Quick Connect Coupling Specification for Liquid Fuel and Vapor/Emissions Systems

# SAE 15.82 燃油快速接头展示

## 5/8" Fuel Liquid Quick Connectors Show

H11	15.82-ID14-180°	H12	15.82-ID14-90°	H13	15.82-ID14-45°	H15	15.82-ID14-90°
							
Rubber 14.0 ID		Rubber 14.0 ID		Rubber 14.0 ID		Rubber 14.0 ID	
H30	15.82-ID15-180°	H31	15.82-ID15-90°	H32	15.82-ID15-45°		
							
Rubber 15.0 ID		Rubber 15.0 ID		Rubber 15.0 ID			
H27	15.82-ID16-180°	H28	15.82-ID16-90°	H29	15.82-ID16-45°		
							
Rubber 16.0 ID		Rubber 16.0 ID		Rubber 16.0 ID			
H36	15.82-ID18-180°	H37	15.82-ID18-90°	H38	15.82-ID18-45°		
							
Rubber 18.0 ID		Rubber 18.0 ID		Rubber 18.0 ID			

快速连接器有O型环和工程塑料件组成，我们需要了解规格以及使用环境，正确为您选择合适的连接器。

Connectors are supplied with o-rings and plastic material combinations. To determine correct choices, we must have specification and information on operating conditions.

执行标准：SAE J2044-2009 地面车辆推荐规范-液体燃料和气体排放系统用快速连接规范

Superseding J2044 AUG2009 Quick Connect Coupling Specification for Liquid Fuel and Vapor/Emissions Systems

# SAE 15.82 燃油快速接头展示

## 5/8" Fuel Liquid Quick Connectors Show

H33	15.82-ID13.5-180°	H34	15.82-ID13.5-90°	H35	15.82-ID13.5-45°	H39	15.82-三通
							
PA 16.5x1.5 OD×WT		PA 16.5x1.5 OD×WT		PA 16.5x1.5 OD×WT		Tube 14x16 or 5/16	
H40	15.82-ID13.5-180°	H41	15.82-ID13.5-90°				
							
PA 16.5x1.5 OD×WT		PA 16.5x1.5 OD×WT					

快速连接器有O型环和工程塑料件组成，我们需要了解规格以及使用环境，正确为您选择合适的连接器。

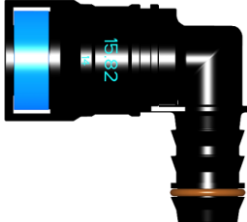



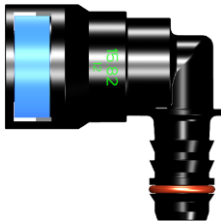
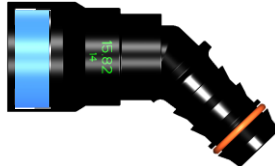

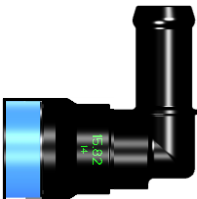
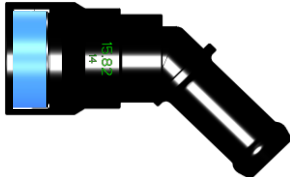

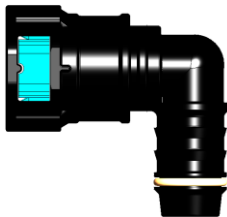

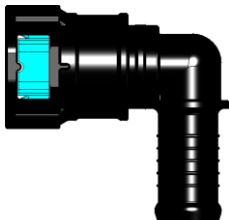


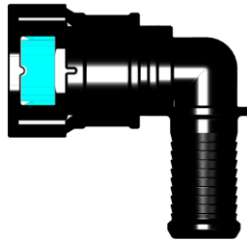
Connectors are supplied with o-rings and plastic material combinations. To determine correct choices, we must have specification and information on operating conditions.

执行标准：SAE J2044-2009 地面车辆推荐规范-液体燃料和气体排放系统用快速连接规范

Superseding J2044 AUG2009 Quick Connect Coupling Specification for Liquid Fuel and Vapor/Emissions Systems

**SAE**  
**15.82-5/8"**

**15.82 液冷快速接头展示**  
**15.82 Cooling system Quick Connectors**

WH1	15.82-ID14-90°	WH2	15.82-ID14-180°	WH3	15.82-ID14-180°	WH4	15.82-ID12-180°
							
PA 17x1.5 ODxWT		PA 17x1.5 ODxWT		Rubber 14.0 ID		PA 15.0x1.5 ODxWT	
WH5	15.82-ID12-90°	WH6	15.82-ID14-45°	WH7-R	15.82-ID14-90°	WH7-L	15.82-ID14-90°
							
PA 15.0x1.5 ODxWT		PA 17.0x1.5 ODxWT		Rubber 14.0 ID		Rubber 14.0 ID	
WH8	15.82-ID14-45°	WH9	15.82-ID14-180°	WH10	15.82-ID14-90°	WH11	15.82-ID14-180°
							
Rubber 14.0 ID		PA 17x1.5 ODxWT		PA 17x1.5 ODxWT		Rubber 14.0 ID	
WH12	15.82-ID14-90°	WH13	15.82-ID14-45°	WH14	15.82-ID15-180°	WH15	15.82-ID14-90°
							
Rubber 14.0 ID		Rubber 14.0 ID		PA 18x1.5 ODxWT		Rubber 14.0 ID	


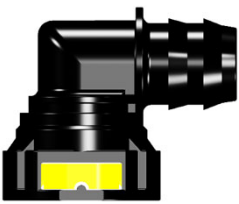


**SAE**  
**15.82-5/8"**

**15.82 液冷快速接头展示**  
**15.82 Cooling system Quick Connectors**

WH16	15.82-ID14-45°	WH17	15.82-ID12-180°	WH18	15.82-ID12-90°	WH19	15.82-ID12-45°
							
PA 17x1.5 OD×WT		PA 15.0x1.5 OD×WT		PA 15.0x1.5 OD×WT		PA 15.0x1.5 OD×WT	
WH20	15.82-OD17.5	WH21	15.82-OD17.5	WH22	15.82-ID10-180°	WH23	15.82-ID10-90°
							
PA 17.5 OD		PA 17.5 OD		PA 12.5x1.25 OD×WT		PA 12.5x1.25 OD×WT	
WH24	15.82-ID16-180°	WH25	15.82-ID16-90°				
							
PA 19x1.5 OD×WT		PA 19x1.5 OD×WT					

## SAE 17.5 燃油快速接头展示

### 17.5 Fuel Liquid Quick Connectors

K1	17.5-ID15-180°	K2	17.5-ID15-90°	K3	17.5-T-3Ways	K4	17.5-T-3Ways
							
PA 18x1.5 OD×WT		PA 18x1.5 OD×WT		PA 18x1.5 /8x1 OD×WT		PA 18x1.5 /8x1 OD×WT	



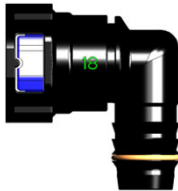
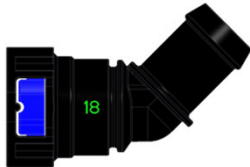


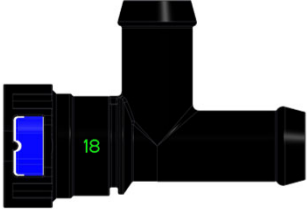
K5  
17.5-ID16-180°



PA 19.5x1.5 OD×WT

## SAE 18.0 燃油快速接头展示


### 18.0 Fuel Liquid Quick Connectors

P1	18.0-ID15-35°	P2	18.0-ID15-180°	P3	18.0-ID15-90°	P4	18.0-ID16-35°
							
PA 18x1.5 OD×WT		PA 18x1.5 OD×WT		PA 18x1.5 OD×WT		Rb Hose ID16	
P5	18.0-ID16-0°	P6	18.0-ID16-90°	P7 18.0-ID16-90°Tee			
							
Rb Hose ID16		Rb Hose ID16		Rb Hose ID16			

快速连接器有O型环和工程塑料件组成，我们需要了解规格以及使用环境，正确为您选择合适的连接器。  
Connectors are supplied with o-rings and plastic material combinations. To determine correct choices, we must have specification and information on operating conditions.  
执行标准：SAE J2044-2009 地面车辆推荐规范-液体燃料和气体排放系统用快速连接规范  
Superseding J2044 AUG2009 Quick Connect Coupling Specification for Liquid Fuel and Vapor/Emissions Systems

# SAE 18.9 燃油快速接头展示

## 18.9 Fuel Liquid Quick Connectors

Q1	18.9-ID16.5-180°	Q2	18.9-ID16.5-90°	Q3	18.9-ID20 Tee		
							
PA 19.5x1.5 OD×WT		PA 19.5x1.5 OD×WT		Rubber 20.0 ID			

快速连接器有O型环和工程塑料件组成，我们需要了解规格以及使用环境，正确为您选择合适的连接器。

Connectors are supplied with o-rings and plastic material combinations. To determine correct choices, we must have specification and information on operating conditions.

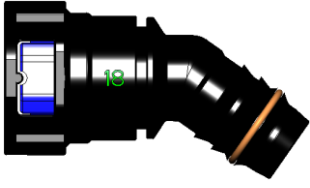

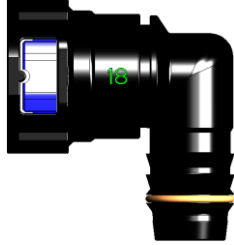
执行标准：SAE J2044-2009 地面车辆推荐规范-液体燃料和气体排放系统用快速连接规范

Superseding J2044 AUG2009 Quick Connect Coupling Specification for Liquid Fuel and Vapor/Emissions Systems

SAE  
18.0

## 18.0 液冷快速接头展示



### 18.0 Cooling system Quick Connectors

WP1	18.0-ID15-35°	WP2	18.0-ID15-180°	WP3	18.0-ID15-90°		
							
PA 18x1.5 OD×WT		PA 18x1.5 OD×WT		PA 18x1.5 OD×WT			

SAE  
18.9

## 18.9 液冷快速接头展示



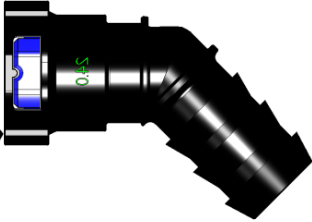
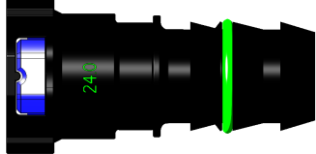
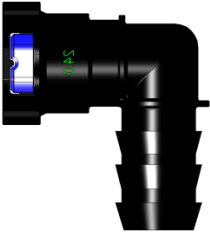
### 18.9 Cooling systems Quick Connectors

WQ1	18.9-ID16.5	WQ2	18.9-ID16.5				
							
PA 19.5x1.5 OD×WT		PA 19.5x1.5 OD×WT					

SAE  
24.0

## 24.0 液冷快速接头展示

### 24.0 Cooling systems Quick Connectors

WN1	24.0-ID21	WN2	24.0-ID21-30°	WN3	24.0-ID21-45°	WN4	24.0-ID21
							
PA 25x2 OD×WT		PA 25x2 OD×WT		PA 25x2 OD×WT		PA 25x2 OD×T	
WN5	24.0-ID21-90°						
							
PA 25x2 OD×WT							

快速连接器有O型环和工程塑料件组成，我们需要了解规格以及使用环境，正确为您选择合适的连接器。



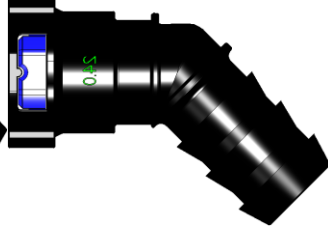
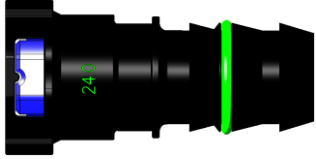
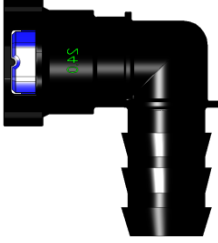
Connectors are supplied with o-rings and plastic material combinations. To determine correct choices, we must have specification and information on operating conditions.

执行标准：SAE J2044-2009 地面车辆推荐规范-液体燃料和气体排放系统用快速连接规范

Superseding J2044 AUG2009 Quick Connect Coupling Specification for Liquid Fuel and Vapor/Emissions Systems


SAE  
24.0

24.0 燃油快速接头展示  
24.0 Fuel Liquid Quick Connectors

N1	24.0-ID21-180°	N2	24.0-ID21-30°	N3	24.0-ID21-45°	N4	24.0-ID21-180°
							
PA 25x2 ODxWT		PA 25x2 ODxWT		PA 25x2 ODxWT		PA 25x2 ODxWT	
N5	24.0-ID21-90°						
							
PA 25x2 ODxWT							










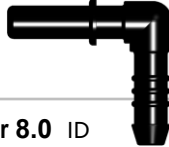

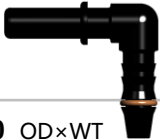







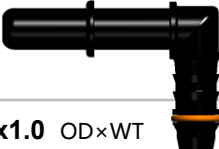

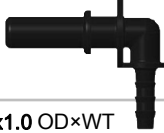



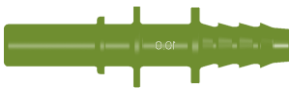


Safe  
Lock

快速接头安全锁展示  
SAEEQC Double safe Lock

Photo	Item No.	Application	Color
	SDL1	6.30 QC	NA
	SDL2	7.89 QC	NA
	SDL3	9.49 QC	NA
	SDL4	9.89 QC	NA
	SDL5	11.8 QC	NA













# SAE END Piece

# 快速接头阳接头展示 Quick connector end pieces

MEP1	6.30-ID6	MEP22	6.30-ID6		
					
PA 8.0x1.0	ODxWT	PA 8.0x1.0	ODxWT		
MEP2	7.89-ID6	MEP3	7.89-ID6	MEP4	7.89-ID6
					
PA 8.0x1.0	ODxWT	PA 8.0x1.0	ODxWT	PA 8.0x1.0	ODxWT
MEP14	7.89-ID4	MEP15	7.89-ID6	MEP30	7.89-ID6
					
PA 6.0x1.0	ODxWT	PA 8.0x1.0	ODxWT	PA 8.0x1.0	ODxWT
MEP32	7.89-ID6	MEP33	7.89-ID6	MEP34	7.89-ID6
					
PA 8.0x1.0	ODxWT	PA 8.0x1.0	ODxWT	PA 8.0x1.0	ODxWT
MEP6	9.49-ID6	MEP7	9.49-ID8	MEP11	9.49-ID6
					
PA 8.0x1.0	ODxWT	PA 10.0x1.0	ODxWT	PA 8.0x1.0	ODxWT
MEP20	9.49-ID10	MEP26	9.49-ID8	MEP37	8.0-ID6
					
PA 12.5x1.25	ODxWT	PA 10.0x1.0	ODxWT	PA 8.0x1.0	ODxWT
MEP8	9.89-ID8	MEP9	9.89-ID8	MEP16	9.89-ID6
					
PA 10.0x1.0	ODxWT	PA 10.0x1.0	ODxWT	PA 8.0x1.0	ODxWT
MEP29	10.0-ID8	MEP39	7.89-ID8	MEP42	9.89-ID10
					
PA 10x1	ODxWT	Rubber 8.0	ID	PA 12.5x1.25	ODxWT

**SAE  
END Piece**

**快速接头阳接头展示  
Quick connector end pieces**

MEP10	11.80-ID10				
					
PA 12.5x1.25 ODxWT					
MEP17	12.61-ID10	MEP25	12.61-ID12		
					
PA 12.5x1.25 ODxWT		PA 15.0x1.5 ODxWT			
MEP13	15.82-ID14	MEP18	15.82-ID12	MEP19	15.82-ID15.5
					
PA 17.0x1.5 ODxWT		PA 15.0x1.5 ODxWT		Rubber 15.5 ID	
MEP24	15.82-ID12				
PA 15.0x1.5 ODxWT					
MEP28	15.82-ID15	MEP40	15.82-ID15.0	MEP41	15.82-ID13.5
					
PA 18.0x1.5 ODxWT		Rubber 15.0 ID		PA 16.5x1.5 ODxWT	
MEP27	18.0-ID15	MEP43	18.0-ID16		
					
PA 18.0x1.5 ODxWT		Rb Hose ID16			

# VDA NW6/NW8 钢丝扣快速接头展示

## Steel wire lock Quick connectors

GA1	NW6-ID6	GA2	NW6-ID6-L	GA3	NW6-ID6-41.5°	GA4	NW6-ID6 Male
							
PA 6.0 ID		PA 6.0 ID		PA 6.0 ID		PA 6.0 ID	
GA5	NW6-ID10	GA6	NW6-ID10-L	GA7	NW6-ID10-41.5°		
							
Rubber 10.0 ID		Rubber 10.0 ID		Rubber 10.0 ID			
		HA10	NW8-ID14-180°	HA11	NW8-ID14-90°		
							
		PA 14.0 ID		PA 14.0 ID			

快速连接器有O型环和工程塑料件组成，我们需要了解规格以及使用环境，正确为您选择合适的连接器。

Connectors are supplied with o-rings and plastic material combinations. To determine correct choices, we must have specification and information on operating conditions.

执行标准：SAE J2044-2009 地面车辆推荐规范-液体燃料和气体排放系统用快速连接规范

Superseding J2044 AUG2009 Quick Connect Coupling Specification for Liquid Fuel and Vapor/Emissions Systems

# VDA NW12

## Steel wire lock Quick connectors

JA1	NW12-ID18	JA2	NW12-ID18	JA3	NW12-ID18-45°	JA4	NW12-ID18 T
							
Rubber 18.0 ID		Rubber 18.0 ID		Rubber 18.0 ID		Rubber 18.0 ID	
JA5	NW12-ID14	JA6	NW12-ID14	JA7	NW12-ID13.5		
							
PA 14.0 ID		PA 14.0 ID		PA 13.5 ID			

## NSC 12钢丝扣快速接头展示









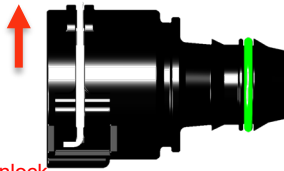
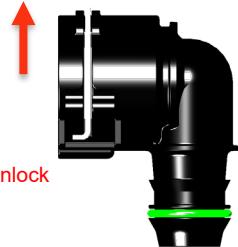
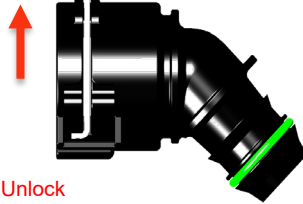
### Steel wire lock Quick connectors

NSC-1	NSC12-10-0°	NSC-2	NSC12-12-0°	NSC-3	NSC12-10-90°		
							
Rb 10.0 ID		Rb 12.0 ID		Rb 10.0 ID			

快速连接器有O型环和工程塑料件组成，我们需要了解规格以及使用环境，正确为您推荐合适的连接器。  
 Connectors are supplied with o-rings and plastic material combinations. To determine correct choices, we must have specification and information on operating conditions.  
 执行标准：SAE J2044-2009 地面车辆推荐规范-液体燃料和气体排放系统用快速连接规范  
 Superseding J2044 AUG2009 Quick Connect Coupling Specification for Liquid Fuel and Vapor/Emissions Systems

# VDA NW16

## Steel wire lock Quick connectors

NB1	NW16-ID22	NB2	NW16-ID22	NB3	NW16-ID22-45°	NB4	NW16-ID22-45°
							
Unlock		Unlock		Unlock		Unlock	
Rubber 22.0 ID		Rubber 22.0 ID		Rubber 22.0 ID		Rubber 22.0 ID	
NB5	NW16-ID22-T	NB6	NW16-ID22	NB6-D	NW16 end cap	NB1-D	NW16 end cap
							
				Blocked		Unlock	Blocked
Rubber 22.0 ID		Rubber 22.0 ID		NW16 QC		NW16 QC	
NB7	NW16-ID16	NB8	NW16-ID16	NB9	NW16-ID16-45°		
							
Unlock		Unlock		Unlock			
PA 19x1.5 ODxWT		PA 19x1.5 ODxWT		PA 19x1.5 ODxWT			

快速连接器有O型环和工程塑料件组成，我们需要了解规格以及使用环境，正确为您推荐合适的连接器。

Connectors are supplied with o-rings and plastic material combinations. To determine correct choices, we must have specification and information on operating conditions.

执行标准：SAE J2044-2009 地面车辆推荐规范-液体燃料和气体排放系统用快速连接规范

Superseding J2044 AUG2009 Quick Connect Coupling Specification for Liquid Fuel and Vapor/Emissions Systems

# VDA /NW16 钢丝扣快速接头展示

## Steel wire lock Quick connectors

NB10	NW16-ID15	NB11	NW16-ID15	NB12	NW16-ID15-45°	NB17	NW16-ID20-7.89
							
Rubber 15.0 ID		Rubber 15.0 ID		Rubber 15.0 ID		Rubber 20.0 ID	
NB13	NW16-ID19	NB14	NW16-ID19	NB15	NW16-ID19-45°	NB16	NW16-ID14
							
PA 22x1.5 ODxWT		PA 22x1.5 ODxWT		PA 22x1.5 ODxWT		PA 17x1.5 ODxWT	
NB18	NW16-ID16&6	NB19	NW16-ID13.5&7	NB20	NW16-ID13.5&14.8	NB21	NW16-ID14
		27206794 		27206793 			
PA 21x1.5 & 8x1 ODxWT		PA 13.5 & 7.0 Rb ID		PA 13.5 & 14.8 Rb ID		PA 17x1.5 ODxWT	
NB22	NW16-ID20Rb						
With water temperature sensor 							
Rubber 20.0 ID							

快速连接器有O型环和工程塑料件组成，我们需要了解规格以及使用环境，正确为您选择合适的连接器。



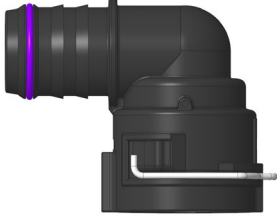

Connectors are supplied with o-rings and plastic material combinations. To determine correct choices, we must have specification and information on operating conditions.

执行标准：SAE J2044-2009 地面车辆推荐规范-液体燃料和气体排放系统用快速连接规范

Superseding J2044 AUG2009 Quick Connect Coupling Specification for Liquid Fuel and Vapor/Emissions Systems

# VDA NW18

## Steel wire lock Quick connectors

PB1	NW18-ID18	PB2	NW18-ID18-60°	PB3	NW18-ID18-90°	PB5	NW18-ID18
							
PA 18.0 ID		PA 18.0 ID		PA 18.0 ID		PA 18.0 ID	

快速连接器有O型环和工程塑料件组成，我们需要了解规格以及使用环境，正确为您推荐合适的连接器。

Connectors are supplied with o-rings and plastic material combinations. To determine correct choices, we must have specification and information on operating conditions.

执行标准：SAE J2044-2009 地面车辆推荐规范-液体燃料和气体排放系统用快速连接规范

Superseding J2044 AUG2009 Quick Connect Coupling Specification for Liquid Fuel and Vapor/Emissions Systems

# VDA NW22

## Steel wire lock Quick connectors

XB5	NW22-ID25	XB6	NW22-ID25	XB7	NW22-ID25		
							
PA 29x2.0 ODxWT		PA 29x2.0 ODxWT		PA 29x2.0 ODxWT			

# VDA NW26

## Steel wire lock Quick connectors

XP1	NW26-ID25	XP2	NW26-ID25	XP5	NW26-ID25		
							
PA 29x2.0 ODxWT		PA 29x2.0 ODxWT		PA 29x2.0 ODxWT			
XP3	NW26-ID25	XP4	NW26-ID25				
							
PA 29x2.0 ODxWT		PA 29x2.0 ODxWT					

快速连接器有O型环和工程塑料件组成，我们需要了解规格以及使用环境，正确为您推荐合适的连接器。  
 Connectors are supplied with o-rings and plastic material combinations. To determine correct choices, we must have specification and information on operating conditions.  
 执行标准：SAE J2044-2009 地面车辆推荐规范-液体燃料和气体排放系统用快速连接规范  
 Superseding J2044 AUG2009 Quick Connect Coupling Specification for Liquid Fuel and Vapor/Emissions Systems

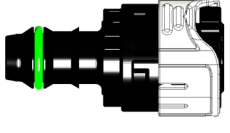

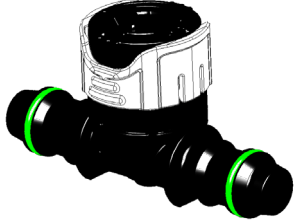


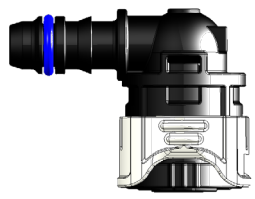


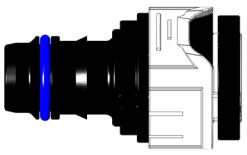
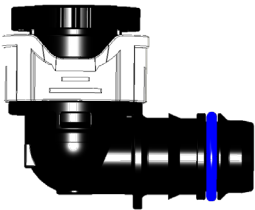

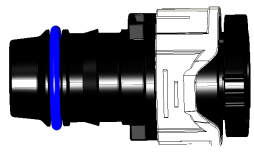
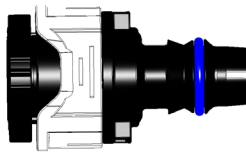
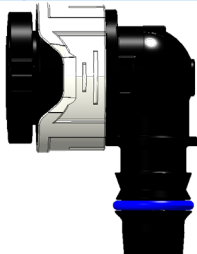

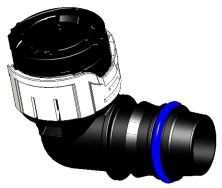
# VDA NW32/NW26/NW40

## Steel wire lock Quick connectors

OB1	NW32-ID20-ID32	OB2	NW32-ID32	OB3	NW32-ID32		
							
Rubber 32/20 ID		Rubber32 ID		Rubber32 ID			
OB4	NW26-ID32	OB5	NW26-ID32				
PA 35x1.5 ODxWT		PA 35x1.5 ODxWT					
YZ1	NW40-ID40	YZ2	NW40-ID40	YZ3	NW40-ID40		
							
PA 44x2.0 ODxWT		PA 44x2.0 ODxWT		PA 44x2.0 ODxWT			

# CQC 10.0/14.0

## Cooling system Quick Connectors

YA9	10.0-ID8	YA10	10.0-ID8-L	YA11	10.0-ID8-T	YA28	10.0-ID6
							
PA 8.0 ID		PA 8.0 ID		PA 8.0 ID		PA 6.0 ID	
YA15	10.0-ID6	YA16	10.0-ID6-L	YA17	10.0-ID6-T	YA4	14.0-ID6
							
PA 6.0 ID		PA 6.0 ID		PA 6.0 ID		PA 6.0 ID	
YA1	14.0-ID12	YA2	14.0-ID12-L	YA3	14.0-ID12-T	YA18	14.0-ID14
							
PA 12.0 ID		PA 12.0 ID		PA 12.0 ID		PA 14.0 ID	
YA12	14.0-ID10	YA13	14.0-ID10-L	YA14	14.0-ID10-T	YA19	14.0-ID14-L
							
PA 10.0 ID		PA 10.0 ID		PA 10.0 ID		PA 14.0 ID	

快速连接器有O型环和工程塑料件组成，我们需要了解规格以及使用环境，正确为您推荐合适的连接器。


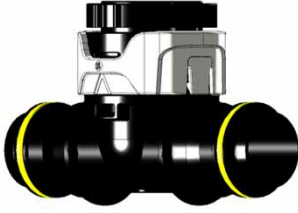
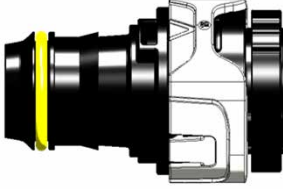
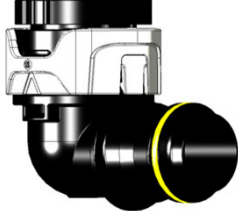
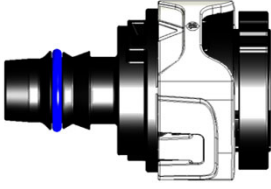
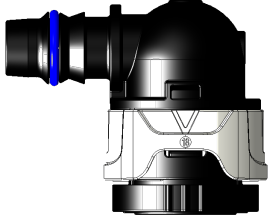
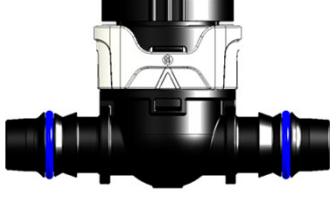
Connectors are supplied with o-rings and plastic material combinations. To determine correct choices, we must have specification and information on operating conditions.


执行标准：SAE J2044-2009 地面车辆推荐规范-液体燃料和气体排放系统用快速连接规范

Superseding J2044 AUG2009 Quick Connect Coupling Specification for Liquid Fuel and Vapor/Emissions Systems

# CQC 14.0/18.0 紧凑型液冷快速接头展示

## Cool systems Quick Connectors

YA20	14.0-ID14-T	YA7	18.0-ID15-T	YA8	18.0-ID15	YA6	18.0-ID15-L
							
PA 14.0 ID		PA 15.0 ID		PA 15.0 ID		PA 15.0 ID	
YA21	18.0-ID10	YA22	18.0-ID10-L	YA23	18.0-ID10-T		
							
PA 10.0 ID		PA 10.0 ID		PA 10.0 ID			

YA34-90	14.0-OD12-L	YA53-90	14.0-ID12-L	YA54-90	14.0-ID12-T	YA56-90	14.0-ID15-L
							
PA 12.0 OD		PA 12.0 ID		PA 12.0 ID		PA 15.0 ID	
YA57-90	14.0-ID15-T	YA59-90	18.0-ID15-L	YA60-90	18.0-ID15-T	YA38-90	18.0-OD16.5
							
PA 15.0 ID		PA 15.0 ID		PA 15.0 ID		PA 16.5 OD	

快速连接器有O型环和工程塑料件组成，我们需要了解规格以及使用环境，正确为您选择合适的连接器。  
 Connectors are supplied with o-rings and plastic material combinations. To determine correct choices, we must have specification and information on operating conditions.  
 执行标准：SAE J2044-2009 地面车辆推荐规范-液体燃料和气体排放系统用快速连接规范  
 Superseding J2044 AUG2009 Quick Connect Coupling Specification for Liquid Fuel and Vapor/Emissions Systems

# CQC 14.0/18.0

## Cooling system Quick Connectors

YA52	14.0-ID12	YA53	14.0-ID12-L	YA54	14.0-ID12-T	YA33	14.0-OD12
							
PA 12.0 ID		PA 12.0 ID		PA 12.0 ID		PA 12.0 OD	
YA55	14.0-ID15	YA56	14.0-ID15-L	YA57	14.0-ID15-T	YA34	14.0-OD12-L
							
PA 15.0 ID		PA 15.0 ID		PA 15.0 ID		PA 12.0 OD	
YA58	18.0-ID15	YA59	18.0-ID15-L	YA60	18.0-ID15-T	YA37	18.0-OD16
							
PA 15.0 ID		PA 15.0 ID		PA 15.0 ID		PA 16.0 OD	
FC-S14-A	14.0	FC-S18-A	18.0	CQC14-012-012		YA38	18.0-OD16
CQC double button 14.0 end cap 		CQC double button 18.0 end cap 		CQC T shape Button can be rotated 90° 		Button can be rotated 90° 	
						PA 16.0 OD	

快速连接器有O型环和工程塑料件组成，我们需要了解规格以及使用环境，正确为您推荐合适的连接器。




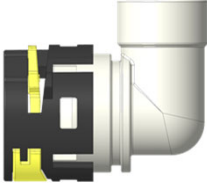



Connectors are supplied with o-rings and plastic material combinations. To determine correct choices, we must have specification and information on operating conditions.

执行标准：SAE J2044-2009 地面车辆推荐规范-液体燃料和气体排放系统用快速连接规范

Superseding J2044 AUG2009 Quick Connect Coupling Specification for Liquid Fuel and Vapor/Emissions Systems

# CQC 14.0/18.0 紧凑型液冷快速接头展示

## Cool systems Quick Connectors





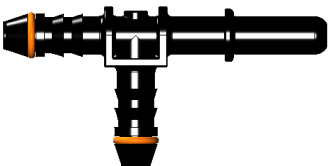





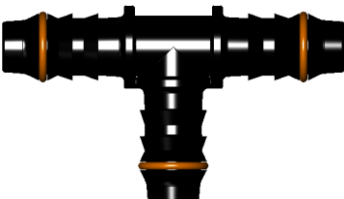
YA58ZLS	18.0-ID15	YA59ZLS	18.0-ID15	YA60ZLS	18.0-ID15	YA37ZLS	18.0-OD16.5
							
PA 15.0 ID	PA 15.0 ID	PA 15.0 ID	PA 16.5 ID				
YA38ZLS	18.0-OD16.5	YA62	14.0-ID14	YA63	14.0-ID14-L	YA63-90	14.0-ID14-L
							
PA 16.5 OD	PA 14.0 ID	PA 14.0 ID	PA 14.0 ID				

快速连接器有O型环和工程塑料件组成，我们需要了解规格以及使用环境，正确为您选择合适的连接器。

Connectors are supplied with o-rings and plastic material combinations. To determine correct choices, we must have specification and information on operating conditions.

执行标准：SAE J2044-2009 地面车辆推荐规范-液体燃料和气体排放系统用快速连接规范

Superseding J2044 AUG2009 Quick Connect Coupling Specification for Liquid Fuel and Vapor/Emissions Systems

T1	ID6-T	T2	ID8-T	T3	ID7.5-ID3-ID8-T	T4	ID4-T
							
PA 8.0x1.0 ODxWT		PA 10.0x1.0 ODxWT		PA 8 & Rubber 7.5/3.0 ID		PA 6.0x1.0 ODxWT	
T5	ID8-T	T6	ID6-ID10-ID6-T	T7	ID9-T	T8	ID6-7.89-ID6-T
							
PA 10.0x1.0 ODxWT		PA 6 & 10 ID		PA 12.0x1.5 ODxWT		PA 8.0x1.0 ODxWT 7.89	
T9	ID12-T	T10	ID20-ID10-ID20-T	T11	ID6-ID4-ID6-T	T13	ID35-ID32-ID35-T
							
PA 15x1.5 ODxWT		PA 20 & Rubber 4.0 ID		PA 6 & Rubber 4.0 ID		Rubber 35/32 ID	
T14	ID8-ID10-ID8-T	T15	ID6-T	T16	ID5/8-ID3/8-ID5/8-T	T17	ID10-T
							
PA 8 & Rubber 10.0 ID		PA 8.0x1.0 ODxWT		Rubber 8/5 and 3/8 ID		PA 12.5x1.25 ODxWT	

T19	ID6-7.89-ID6T	T20	ID16-T	T21	ID20-T	T22	ID8.0-ID6-ID6-T
							
PA 8.0x1.0 ODxWT /7.89		PA 19.0x1.5 ODxWT		Rubber 20 ID		PA 6 & Rubber 8.0 ID	
T23	ID6-ID8.0-ID6-T	T24	ID8.0-T	T25	ID14-T	T26	ID12-ID8-ID12-T
							
PA 6 & Rubber 8.0 ID		Rubber 8.0 ID		PA 17.0x1.5 ODxWT		PA 12 and 8 ID	
T27	ID12-ID10-ID12-T	T28	ID12-9.49-ID12-T	T29	ID8-ID6-ID8-T	T30	ID25-T
							
PA 12 and 10 ID		PA 12 and 9.49 OD		PA 6 & Rubber 8.0 ID		PA 29.0x2.0 ODxWT	
Z35	ID32.0-T	Z36	ID38-ID10-ID38-T	Z37	ID35-ID15-ID35-T	Z38	ID60-ID30-ID60-T
							
401/M2442		401/M3024		d-30-926496-		401-n7559-1	
Rubber 32.0 ID		Rubber 38 & 10 ID		Rubber 35 and 15 ID		Rubber 60 and 30 ID	












# Line Adapters

<b>T31</b>	ID48-48-32-T	<b>T32</b>	ID48-48-12-T	<b>T33</b>	55,55,16 T	<b>T34</b>	ID48-48-22-T
92-2753 		400/R3673 		400-t0588- 		334/K3202 	
Rubber 48 & 32 ID		Rubber 48 and 12 ID		Rubber 55 and 16 ID		Rubber 48 & 22 ID	
<b>T35</b>	DC T connector	<b>klod4-3</b>	OD4-T	<b>PFST</b>	Discharge Tee	<b>T36</b>	X12128000071
X12128000063-10 						Temperature sensor butt connector 	
Rubber 24 and 7 ID		PA 4.0x1.0 ODxWT		Rubber 19 ID		PA 27 and M10*1	
<b>T37</b>	ID4.0 Tee	<b>T38</b>	ID6-ID8.0-ID6-T	<b>T39</b>	Tee	<b>T40</b>	Tee
				x121270000150-4 			
Rubber 4.0 ID		PA 6 & Rubber 8.0 ID		PA 27 & Rubber 19 & 30 ID		Rubber 9 & 11 ID	
<b>T41</b>	ID50.8-50.8-25.4-T	<b>T42</b>	ID6&ID8-T	<b>T43</b>	OD12-T	<b>T44</b>	9.89-ID10-T
				Customized 			
Rubber 2" & 1" ID		PA ID6 & ID8		PA 12 OD		PA 10 ID 9.89 QC	

YA30	ID12 (ID10) - ID25-Three way	YA31	ID12 (ID8) - ID25-Three way	YA32	ID25-ID14 Three way	YA49	ID25 - ID15 (ID14) Three way
				ID 8mm: YA32-8	ID 10mm: YA32-10	ID 9mm: YA49-9	
PA 25 and 12 ID	PA 25 and 12 ID	PA 25 and 14 ID	PA 25 and 15 ID				
YA5	14.0-ID25-Three way	YA25	18.0-ID25-Three way	YA26	18.0-ID10-Three way	YA29	18.0-ID12-Three way
	ID 8mm: YA25-8 ID 10mm: YA25-10 ID 12mm: YA25-12						
PA 25 ID and CQC14.0	PA 25 ID and CQC18.0	PA 10 ID and CQC18.0	PA 12 ID and CQC 18.0				
YA39	15.82-ID25 Three way	YA40	ID25-15.82-M14x1.5-Three way	YA43	ID25-CQC18.0-M14x1.5-Three way	YA47	ID25-ID15-M14x1.5-Three way
		ID 10mm: YA43-10					
PA 25 ID and SAE 15.82	PA 25 ID and SAE 15.82	PA 25 ID and CQC18.0	PA 25 and 15 ID				
YA45	ID25-elbow Three way with M14x1.5	YS1	ID25-CQC18.0 Three way	YS2	ID25-ID10-CQC18.0-Three way	YS3	ID25-ID10-CQC18.0-4 way
PA 25 ID and M14x1.5	PA 25 ID and CQC18.0	PA 25&10 ID and CQC18.0	PA 25&10 ID and CQC18.0				

# 管路转换接头展示

## Line adapters

YC30	ID12-ID25	YC30-L	ID12-ID25	YC32	ID25-ID14	YC32-L	ID25-ID14
							
8mm flow limit YC30-8				8mm flow limit YC32-8 10mm flow limit YC32-10			
PA 25 and 12 ID		PA 25 and 12 ID		PA 25 and 14 ID		PA 25 and 14 ID	
YC5	S14.0-ID25	YC5-L	S14.0-ID25	YC25	S18.0-ID25	YC25-L	S18.0-ID25
							
				8mm flow limit YC25-8 10mm flow limit YC25-10 12mm flow limit YC25-12			
PA 25 ID and CQC14.0		PA 25 ID and CQC14.0		PA 25 ID and CQC18.0		PA 25 ID and CQC18.0	
YC49	ID25-ID15	YC49-L	ID25-ID15	T30-C		Z42-C	
							
9mm flow limit YC49-9							
PA 25 and 15 ID		PA 25 and 15 ID		PA 25 ID		PA 25 ID	
T25-C	ID14-T	T46	ID10-7.89-ID10	T45	ID4&ID6&ID8Rb		
							
				固定卡位T型三通			
PA 17.0x1.5 ODxWT		PA 12.5x1.25 ODxWT & 7.89		PA 12.5x1.25 ODxWT & 7.89			

快速连接器有O型环和工程塑料件组成，我们需要了解规格以及使用环境，正确为您选择合适的连接器。

Connectors are supplied with o-rings and plastic material combinations. To determine correct choices, we must have specification and information on operating conditions.

执行标准：SAE J2044-2009 地面车辆推荐规范-液体燃料和气体排放系统用快速连接规范

Superseding J2044 AUG2009 Quick Connect Coupling Specification for Liquid Fuel and Vapor/Emissions Systems

# Line Adapters

Y1	ID6-Y	Y2	ID8-ID8-ID8-Y	Y3	ID6.0-Y	Y4	ID8-Y
							
PA 8 & Rubber 3.0 ID		Rubber 8.0 & 6.0 ID		PA 6 and 9.49 & 7.89 QC		PA 8 and 9.49 QC	
Y5	ID8-Y	Y6	ID14-ID6-ID14-Y	Y7	ID16-ID6-ID14-Y	Y8	Y shape
							X121280000063-8-
Rubber 8.0 ID		PA 14 and 6 ID		PA 16 & 14 & 6 ID		PA 27 and Rb 29 ID	
FB21	ID9-Y	FB22	ID7-ID9-ID9-Y	FB30	ID6--Y	230-T1	ID9-NG8-ID9-T
							
PA 12x1.5 ODXWT		PA 7 and 9 ID		PA 9x1.5 ODXWT		PA 9 & M16x1.5-6H ID	
S1	ID4-S	S2	7.89-ID4-ID6-ID6-S	S3	7.89-ID6-ID4-ID6-S	KS1	ID15-ID15-ID6-ID15-KS
							
PA 6.0x1.0 ODXWT		PA 4 & 6 ID 7.89 QC		PA 4 & 6 ID 7.89 QC		PA 15 & 6 ID	


快速连接器有O型环和工程塑料件组成，我们需要了解规格以及使用环境，正确为您推荐合适的连接器。

Connectors are supplied with o-rings and plastic material combinations. To determine correct choices, we must have specification and information on operating conditions.

执行标准：SAE J2044-2009 地面车辆推荐规范-液体燃料和气体排放系统用快速连接规范

Superseding J2044 AUG2009 Quick Connect Coupling Specification for Liquid Fuel and Vapor/Emissions Systems

# Line Adapters












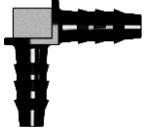








FB1	Reducing Tees	FB2	Reducing Tees	FB5	Reducing Tees	FB11	Reducing Tees
	For SAIC		For SAIC				For SAIC
PA 8 & Rubber 3.0 ID		Rubber 8.0 & 6.0 ID		PA 6 and 9.49 & 7.89 QC		PA 8 and 9.49 QC	
QS1	ID28 Tilt Tee	FB32	ID6&ID9Y	KZ21	NW12-ID15-L	S4	With M10x1 thread 4 ways
							X12130000082-1
Rubber 28.0 ID		PA 9 & 6 ID		Rubber 15.0 and NW12		两端对接φ31x2尼龙管, 中间螺纹孔安装传感器, 45度得是适配φ24x4胶管的,	
NO.	OD148.OD148	NO.	OD155.OD155	NO.	OD175.OD175	NO.	ZJ100.OD148
							
焊接等径OD14.8水路对接直接头		焊接等径OD15.5水路对接直接头		焊接等径OD17.5水路对接直接头		PA ID10&焊接OD14.8水路对接直接头	
NO.	ZJ100.OD155	NO.	ZJ120.OD175	S5	With M10x1 thread 6 ways	S6	6 ways (No threaded holes)
							
PA ID10&焊接OD15.5水路对接直接头		PA ID13&焊接OD17.5水路对接直接头		X12128000096-5		两端对接φ31x2尼龙管, 中间螺纹孔安装传感器, 45度得是适配φ24x4胶管的, 另连个是对接φ19x4胶管	

快速连接器有O型环和工程塑料件组成, 我们需要了解规格以及使用环境, 正确为您选择合适的连接器。

Connectors are supplied with o-rings and plastic material combinations. To determine correct choices, we must have specification and information on operating conditions.

执行标准: SAE J2044-2009 地面车辆推荐规范-液体燃料和气体排放系统用快速连接规范

Superseding J2044 AUG2009 Quick Connect Coupling Specification for Liquid Fuel and Vapor/Emissions Systems

Z1	ID6-Z	Z2	ID7-ID10-Z	Z3	ID3-Z	Z4	ID22-ID12-Z
							
PA 8x1 OD×WT		PA 7 and Rubber 10.0 ID		Rubber 3.0 ID		Rubber 22 & 12 ID	
Z5	ID7.5-ID6-Z	Z6	ID7.5-ID8-Z	Z7	ID7.5-ID6-L	Z8	ID8-L
							
Rubber 7.5 and PA 6 ID		Rubber 7.5 and PA 8 ID		Rubber 7.5 and PA 6 ID		PA 10x1 OD×WT	
Z9	Adapter	Z10	Adapter	Z11	ID8-ID9.5--Z	Z12	ID6-L
							
For Ford PA 11 ID Embedded Rubber		For Ford PA16 ID Embedded Rubber		Rubber 9.5 and PA 8 ID		PA 8x1 OD×WT	
Z13	ID22-ID21-Z	Z14	ID16-ID14-Z	Z15	Adapter straight	Z16	ID20-Z
							
Rubber 22 and PA 21 ID		Rubber 16 and PA 14 ID		PA 12 ID		Rubber 20.0 ID	
Z17	ID10-ID9.5-Z	Z18	Adapter elbow	Z19	ID14-ID10-Z	Z20	ID12-ID12Z
							
Rubber 9.5 and PA 10 ID		Rubber 9.5 ID Embedded Rubber F115.203.01		Rubber 14 and PA 10 ID		Rubber 12 and PA 12ID	

Z21	ID9.5-ID8-L	Z22	ID9-L	Z23	ID7.5-ID6-Z	Z24	ID6.5-Z
							
Rubber 9.5 and PA 8 ID		PA 9 ID	Rubber 7.5 and PA 6 ID		Rubber 6.5 ID		
Z25	ID5.5-Z	Z26	ID52-Z	Z27	ID14.0-ID12-L	Z28	ID12-OD12-Z
							
Rubber 5.5 ID		Rubber 52.0 ID	Rubber 14 and PA 12 ID		PA 12 OD Rubber 12 ID		
Z29	ID14.0-Z	Z30	ID16-ID14-Z	Z31	ID16-ID19--Z	Z32	ID10-Z
							
Rubber 14.0 ID		Rubber 16 and PA 14 ID		Rubber 19 and PA 16 ID		PA 12.5x1.25 ODxWT	
Z33	ID8-Z	Z34	ID14-L	Z39	Adapter straight	Z40	ID10-Z
							
PA 10x1.0 ODxWT		PA 17x1.5 ODxWT		9.49 QC and PA 12 ID		PA 12.5x1.25 ODxWT	
Z41	ID14-Z	Z42	ID25-L	Z44	Rubber hose adapter	Z45	Rubber hose adapter
							
PA 17x1.5 ODxWT		PA 29x2 ODxWT		X121280000063-91 PA 27 and Rb 29 ID		X121280000068-12 PA 25 and Rb 25 ID	

# 管路转换接头展示

## Line adapters

Z46	Rubber hose adapter	Z47	Rubber hose adapter	Z48	Rubber hose adapter	Z49	Rubber hose adapter
X121300000058-70		17PA-17RB					
PA 18 and Rb 19 ID		PA 17 and Rb 17 ID		Rb 9 and Rb 11 ID		PA 6 and Rb 6 ID	
YA35	ID25-ID12-L	YA36	ID25-ID14-L	YA41	ID25-15.82-L	YA44	ID25-18.0-L
	具备内径8mm 限流产品编号 Y35-8						具备内径10mm 限流产品编号 Y44-10
PA 25 and 12 ID		PA 25 and 14 ID		PA 25 ID and SAE 15.82		PA 25 ID and CQC18.0	
YA27	ID25-18.0-L	YA24	ID25-14.0-L	YA46	ID25-L	YA48	ID25-ID15-L
							
PA 25 ID and CQC18.0		PA 25 ID and CQC14.0		PA 29x2 ODxWT		PA 25 and 15 ID	
Z50	Adaptor	Y9	Tee	Z51	Adaptor	FB23	ID6--Y
	BLP0401D012		BLP0401D011				
PA 3.0 and Rb 6.5 ID		PA 3.0 ID		PA 6.0 and Rb 3.5 ID		PA 8x1 ODxWT	
Z52	Adaptor	S8	ID4 Tilted F type Tee	Y10	ID8-Y		
	带固定卡位V型弯头						
SAE 7.89 and Rb 8.0 ID		PA 4.0 and Rb 3.5 ID		PA 8.0 ID			

快速连接器有O型环和工程塑料件组成，我们需要了解规格以及使用环境，正确为您选择合适的连接器。  
Connectors are supplied with o-rings and plastic material combinations. To determine correct choices, we must have specification and information on operating conditions.  
执行标准：SAE J2044-2009 地面车辆推荐规范-液体燃料和气体排放系统用快速连接规范  
Superseding J2044 AUG2009 Quick Connect Coupling Specification for Liquid Fuel and Vapor/Emissions Systems




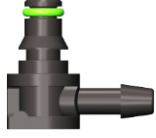

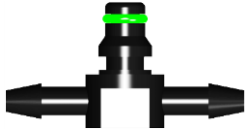

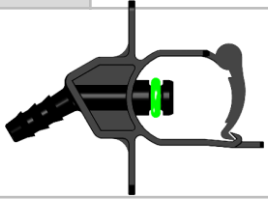


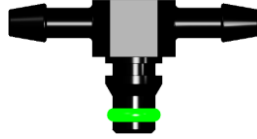



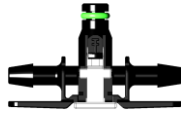
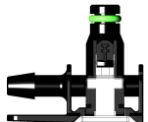
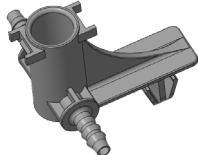

**刮雨器快速接头**  
**Wiper pipe**

**Wiper Pipe Quick Connectors**

YG1	9.5-ID8	YG2	9.5-ID8-L	YG3	7.05-ID4.5	YG4	7.05-ID4.5-L
Rubber 8.0 ID		Rubber 8.0 ID		Rubber 4.5 ID		Rubber 4.5 ID	
YG5	7.05-ID4.5-T	YG6	7.05-ID8-L	YG7	7.05-ID8-125°	YG8	7.05-ID4.5-135°
Rubber 4.5 ID		Rubber 8.0 ID		Rubber 8.0 ID		Rubber 4.5 ID	
YG-MEP1	Big end	YG-MEP2	Small end	YG-MEP3	L end		
Rubber 8.0 ID and Big QC		Small QC		Big end & Small end			
YG-T1	ID4.5-7.05-ID4.5-T	YG-Y1	3-Small QC-Y	YG-Y2	3-Small QC-Y		
Rubber 4.5 ID and Small QC		Small QC		Small QC			


# 回油管快速接头 Oil Return Pipe

# Oil Return Pipe Quick Connector

FB3	D7.0-ID4-T	FB4	D7.0-ID4-L	FB6	D5.8-ID4-L	FB7	D5.8-ID4-L
							
PA 6x1 ODxWT		PA 6x1 ODxWT		PA 6x1 ODxWT		Rubber 4.0 ID	
FB8	D5.8-ID4-three	FB9	D5.8-ID4-T	FB10	D5.8-ID4-L	FB12	D5.8-ID4-L
							
Rubber 4.0 ID		Rubber 4.0 ID		Rubber 4.0 ID		PA 6x1 ODxWT	
FB13	D5.8-ID4-L	FB14	D5.8-ID4-T	FB15	D5.8-ID4-T	FB16	D5.8-ID4-L
							
PA 6x1 ODxWT		PA 6x1 ODxWT		Rubber 4.0 ID		Rubber 4.0 ID	
FB17	D5.8-ID4-L	FB18	ID4 Two-way valve	FB28	D5.8-ID4-T	FB29	D5.8-ID4-L
							
PA 6x1 ODxWT		Rubber 4.0 ID		Rubber 4.0 ID		Rubber 4.0 ID	
FB19	ID4 Sensors can be installed	FB20	Black and white pipe fittings				
							
PA 6x1 ODXWT							

# 回油管路接头展示

## Oil Return Pipe Quick Connectors

FB33	Tee	FB34	Elbow	FB35	Tee	FB36	Tee
							
Rubber 4.0 ID		Rubber 4.0 ID		Rubber 4.0 ID		PA 4.0 ID	
FB37	L	FB38	Tee	FB39	Tee	FB40	L
							
PA 4.0 ID		Rubber 4.0 ID		Rubber 4.0 ID		Rubber 4.0 ID	
FB41	L	FB42	Tee	FB43	L	FB44	Tee
							
PA 6x1 ODxWT		PA 6x1 ODxWT		PA 6x1 ODxWT		PA 6x1 ODxWT	
FB45	L	FB46	Tee	FB47	Tee	FB48	L
							
Rubber 4.0 ID		Rubber 4.0 ID		Rubber 4.0 ID		PA 6x1 ODxWT	
FB49	Tee	FB50	Elbow				
							
Rubber 4.0 ID		Rubber 4.0 ID					

快速连接器有O型环和工程塑料件组成，我们需要了解规格以及使用环境，正确为您选择合适的连接器。

Connectors are supplied with o-rings and plastic material combinations. To determine correct choices, we must have specification and information on operating conditions.

执行标准：SAE J2044-2009 地面车辆推荐规范-液体燃料和气体排放系统用快速连接规范

Superseding J2044 AUG2009 Quick Connect Coupling Specification for Liquid Fuel and Vapor/Emissions Systems

NW-1	D12-ID6-180°	NW-2	D12-ID6-90°	NW-3	D12-ID8-180°	NW-4	D12-ID8-90°
							
PA 8.0x1.0 ODxWT		PA 8.0x1.0 ODxWT		PA 10.0x1.0 ODxWT		PA 10.0x1.0 ODxWT	
NW-5	D16-ID9-180°	NW-6	D16-ID9-90°	NW-7	D12-ID6-60°	NW-8	D10-ID6-180°
							
PA 12.5x1.5 ODxWT		PA 12.5x1.5 ODxWT		PA 8.0x1.0 ODxWT		PA 8.0x1.0 ODxWT	
NW-9	D16-ID10-180°	NW-10	D16-ID10-90°	NW-11	D16-ID12-180°	NW-12	D16-ID12-90°
							
PA 12.5x1.25 ODxWT		PA 12.5x1.25 ODxWT		PA 15.0x1.5 ODxWT		PA 15.0x1.5 ODxWT	
NW-13	D16-ID8-180°	NW-14	D16-ID8-90°	NW-15	D16-ID9-180°	NW-16	D16-ID9-90°
							
PA 10.0x1.0 ODxWT		PA 10.0x1.0 ODxWT		PA 12.5x1.5 ODxWT		PA 12.5x1.5 ODxWT	

NW-17	D12-ID8-180°	NW-18	D12-ID8-90°	NW-19	D16-ID12-180°	NW-20	D16-ID12-90°
							
PA 10x1 OD×WT		PA 10x1 OD×WT		PA 15.0x1.5 OD×WT		PA 15.0x1.5 OD×WT	
NW-21	D16-ID10-180°	NW-22	D16-ID10-90°	NW-23	D12-ID8-45°	NW-24	D16-ID6-90°
							
PA 12.5x1.25 OD×WT		PA 12.5x1.25 OD×WT		PA 10x1 OD×WT		PA 8x1 OD×WT	
NW-14-SY	D16-ID8-90°	NW-25	D12-OD5-90°	NW-21-S	D16-ID10	NG12-Z	NG12-NW10
							
PA 10x1 OD×WT		PA 5 OD		PA 12.5x1.25 OD×WT	NG12-NW10 error proof straight	PA 10 ID and NG12	
NG12-SZ	NG12-NW10	NG12-ZD	NG12 end cap	NG12-SZD	Error proof end cap	NG12-Z	NG12-NW10
							
NG12 Inner hole with steps				NG12 Inner hole with steps			
PA 10 ID and NG12 Error-proofing		NG12 end cap		NG12 error-proofing end cap		PA 10 ID and NG12	

# 230

# 230 QC

230-1	D15-ID9-180°	230-2	D15-ID9-90°	230-3	D15-ID9-90°	230-4	D15-ID9-M16
							
PA 12x1.5 OD×WT		PA 12x1.5 OD×WT		PA 12x1.5 OD×WT		PA 12x1.5 OD×WT	
230-5	D15-ID9-M16	230-1LL	D15-ID9-180°	230-2LL	D15-ID9-90°	230-3LL	D15-ID9-90°
							
PA 12x1.5 OD×WT		PA 12x1.5 OD×WT		PA 12x1.5 OD×WT		PA 12x1.5 OD×WT	
230-6	D10-ID6-90°						
							
PA 9x1.5 OD×WT							

# DN6接头展示

## DN6 QC

DW-1	D11.5-ID5-90°	DW-2	D11.5-ID5-90°	DW-3	D11.5-ID5-180°	Type6-T1	D14.1-ID8-180°
							
PA 7x1 OD×WT		PA 7x1 OD×WT		PA 7x1 OD×WT		PA 10x1 OD×WT	
DN6-1	D11.5-ID5-180°	DN6-5	D11.5-ID5-90°	DN6-9	D11.5-ID5-90°	Type6-T2	D14.1-ID8-90°
							
PA 7x1 OD×WT		PA 7x1 OD×WT		PA 7x1 OD×WT		PA 10x1 OD×WT	
DW-5	D11.5-ID8-130°						
							
Rb ID8							

快速连接器有O型环和工程塑料件组成，我们需要了解规格以及使用环境，正确为您选择合适的连接器。

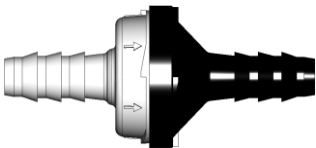
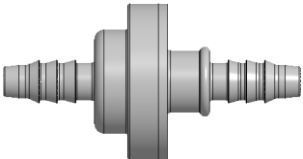



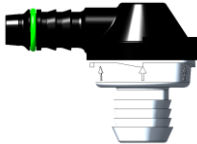


Connectors are supplied with o-rings and plastic material combinations. To determine correct choices, we must have specification and information on operating conditions.

执行标准：SAE J2044-2009 地面车辆推荐规范-液体燃料和气体排放系统用快速连接规范

Superseding J2044 AUG2009 Quick Connect Coupling Specification for Liquid Fuel and Vapor/Emissions Systems

# 单向阀 Check valve

# Check Valves

<b>DXF-1</b> ID8 check valve	<b>DXF-2</b> ID6 check valve	<b>DXF-3</b> ID8 check valve	<b>DXF-4</b> ID9 check valve
			
<b>PA 10x1</b> OD×WT	<b>PA 8x1</b> OD×WT	<b>PA 10x1</b> OD×WT	<b>PA 12 x1.5</b> OD×WT
<b>DXF-5</b> ID7 check valve	<b>DXF-6</b> ID8 check valve-L	<b>DXF-7</b> ID11 check valve-L	<b>D37-DXF</b> ID10 check valve
			
<b>PA 10x1.5</b> OD×WT	<b>PA 8 ID</b> Embedded Rubber ID15	<b>PA 11 ID</b> Embedded Rubber ID15	<b>PA 12.5x1.25</b> OD×WT

M1 Double hole 90°



适配柳州源创DH020M油嘴  
适配 7.89 QC

M2 Single hole 90°




适配柳州源创DH020M油嘴  
Rubber 7.5

M3 Single hole 90°



适配柳州源创DH020M油嘴  
Rubber 6.0

M4 Right single hole 90°




适配柳州源创DH020M油嘴  
适配 7.89 QC

M5 Left single hole 90°




适配柳州源创DH020M油嘴  
适配 7.89 QC

M6 偏单孔-90°



适配柳州源创DH020M油嘴  
适配 7.89 QC

M7 双孔-90°



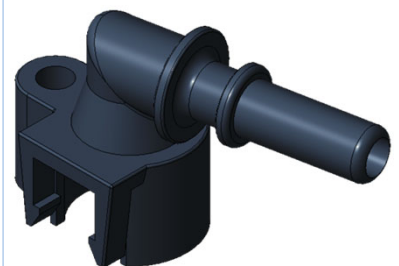
适配柳州源创DH020M油嘴  
适配6.30QC

M5-NEW 左单孔-90°



适配柳州源创新款DH020M油嘴  
适配 7.89 QC

M6-NEW 偏单孔-90°



适配柳州源创新款DH020M油嘴  
适配 7.89 QC

M1-NEW 双孔-90°



适配柳州源创新款DH020M油嘴  
适配 7.89 QC

M2-NEW 单孔-90°




适配柳州源创新款DH020M油嘴  
Rubber 7.5

M3-NEW 单孔-90°



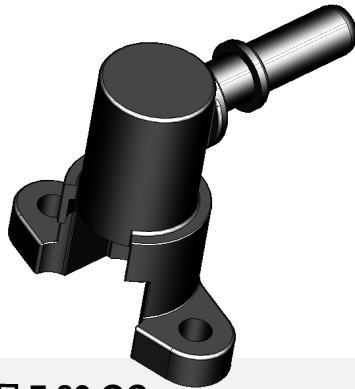
适配柳州源创新款DH020M油嘴  
Rubber 6.0

M4-NEW 右单孔-90°




适配柳州源创新款DH020M油嘴  
适配 7.89 QC

M8 双孔-90°



适配 7.89 QC

编号: GJ20-10  
双排管夹20-10



编号: BLP1502J016  
双排管夹18-18



1A020287

左侧喷油器支架



1A020186

右侧喷油器支架



编号: ST\_105422  
10mm双排管夹



编号: ST-105272  
双排管夹



# Plug

## Quick Connector Plugs

<b>FC1</b>	6.30--Plug	<b>FC2</b>	7.89--Plug	<b>FC3</b>	9.49--Plug	<b>FC4</b>	9.89--Plug
							
Fitted to 6.30 QC		Fitted to 7.89 QC		Fitted to 9.49 QC		Fitted to 9.89 QC	
<b>FC5</b>	11.80--Plug	<b>FC6</b>	12.61--Plug	<b>FC7</b>	15.82--Plug	<b>FC7-A</b>	15.82--Plug
							
Fitted to 11.80 QC		Fitted to 12.61 QC		Fitted to 15.82 QC		Fitted to 15.82 QC (Double buttons)	
<b>FC9</b>	18.0--Plug	<b>FC10</b>	18.9--Plug	<b>FC12</b>	24.0--Plug		
							
Fitted to 18.0 QC		Fitted to 18.9 QC		Fitted to 24.0 QC			
<b>YG-FC1</b>	小雨刮--Plug	<b>YG-FC2</b>	大雨刮--Plug				
							
适配 小雨刮 QC		适配 大雨刮 QC					
<b>FC-NG8</b>	NG8--Plug	<b>FC-NG12</b>	NG12--Plug	<b>FC-230</b>	NG12--Plug		
							
Fitted to 246-NG8 QC		Fitted to 246-NG12 QC		Fitted to 230-NG12 QC			
<b>FC-S10.0</b>	10.0--Plug	<b>FC-S14.0</b>	14.0--Plug	<b>FC-S18.0</b>	18.0--Plug		
							
Fitted to CQC 10.0 QC		Fitted to CQC 14.0 QC		Fitted to CQC 18.0 QC			

## 尿素管 Adblue Tube

选用ETFE/PA12复合材料成型的低渗透复合尼龙管，抗腐蚀性优良，尿素的渗透量极低，使用温度为-60℃~+125℃，符合SAE J844标准要求，供给管和回流管内径 $\phi 6\text{mm}$ ，喷射管内径 $\phi 3\text{mm}$ 。接头为自主生产，质量符合SAE J2044-2009标准。

Material: ETFE/PA12 integrated,  
Performance Merit: low permeation, corrosion resistance,  
Temperature Range : -60°C\_\_+125°C ,  
I.D of supply and return line :  $\phi 6\text{mm}$   
I.D of injection line :  $\phi 3\text{mm}$   
The tube meets SAE J844 and is fitted with SAE J2044-2009 connector



## 电加热尿素管 Electro-heating Adblue Tube

内管为上述尿素管，附带自控温电加热功能，电压24 VDC，峰值32 VDC，最大电流<10A，最高限制温度<70℃，加热功率25W/M（10℃时），所有管体两端均安装自主生产的SAE J2044-2009的快速接头。

Electro-heating Adblue tube is ETFE / PA12 integrated tube with heating and self-temp-control .It is fitted with SAE J2044-2009 connector .

Voltage: 24VDC, Peak Value: 32VDC, Max, Current: <10A,  
Max.Temperature: <70℃, Heating Power: 25W/M (when 10℃)



尿素喷射管，尿素回液管、加热尿素喷射管、加热尿素回液管

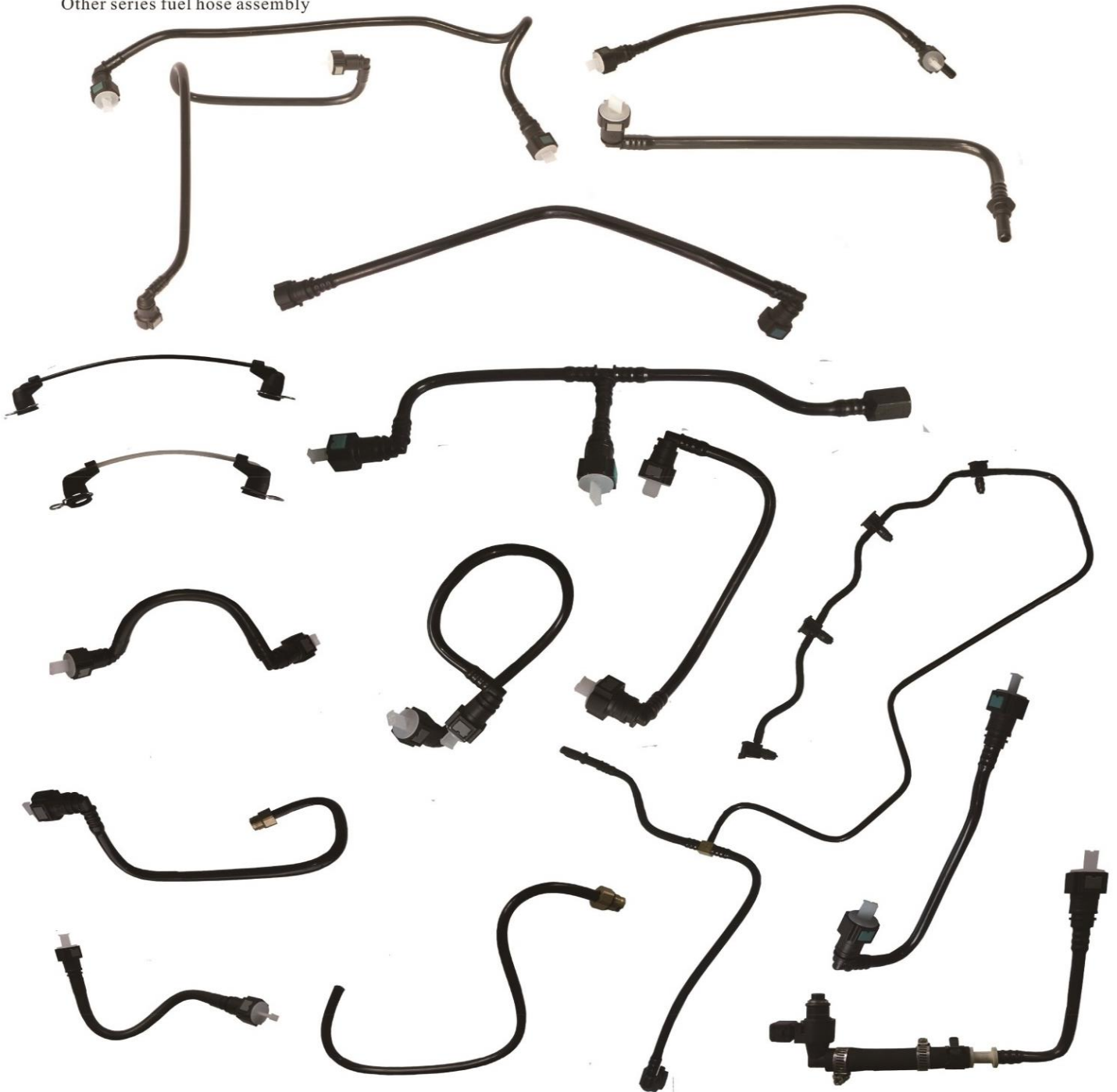
UREA INJECTION PIPE,UREA LIQUID RETURNING PIPE,HEATING OF UREA INJECTION PIPE,HEATING OF UREA LIQUID RETURNING PIPE

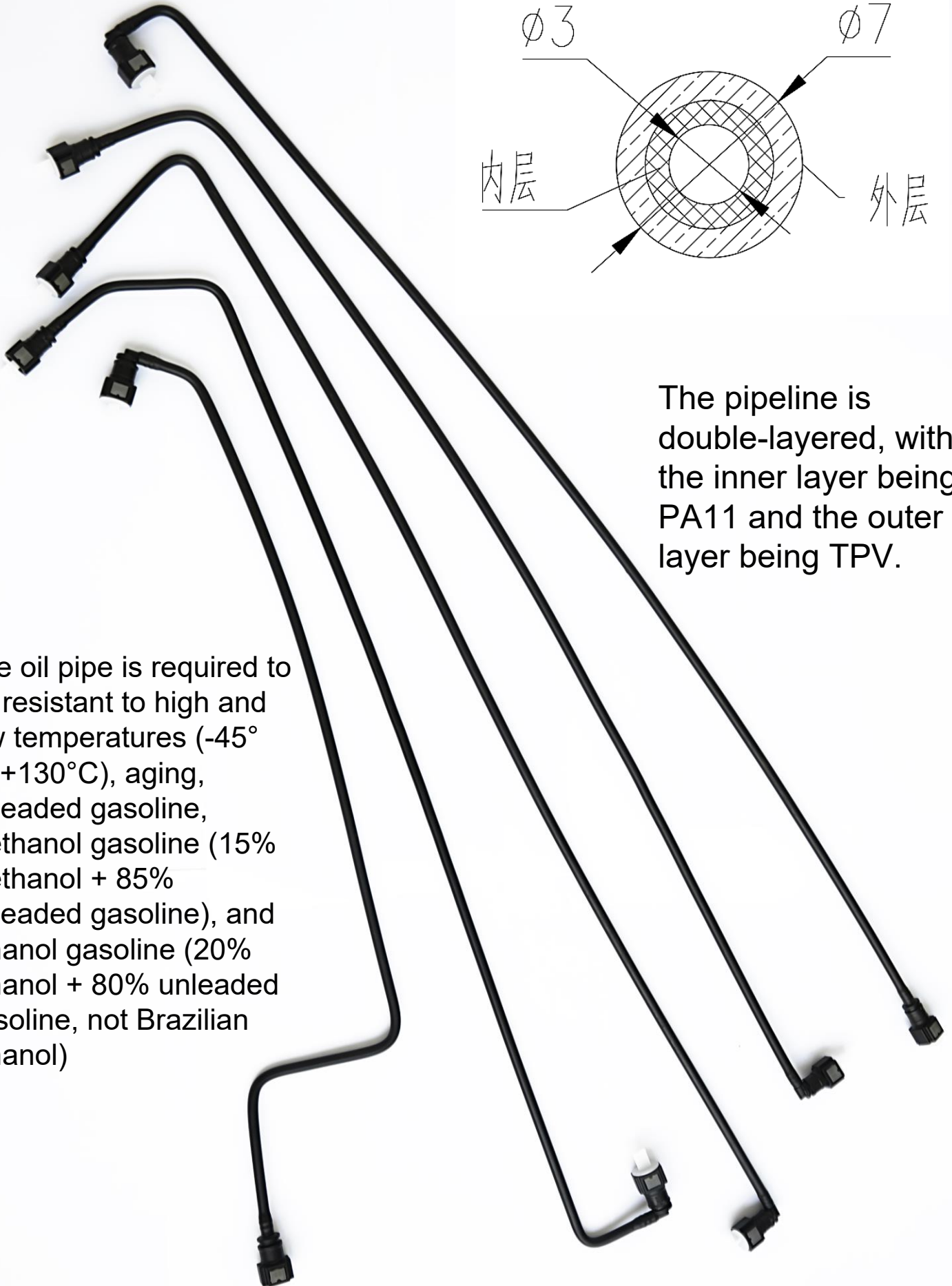


农用机系列油管  
Agricultural vehicle fuel hose assembly



其他系列油管  
Other series fuel hose assembly





The pipeline is double-layered, with the inner layer being PA11 and the outer layer being TPV.

The oil pipe is required to be resistant to high and low temperatures (-45°C~+130°C), aging, unleaded gasoline, methanol gasoline (15% methanol + 85% unleaded gasoline), and ethanol gasoline (20% ethanol + 80% unleaded gasoline, not Brazilian ethanol)

# 管路防尘罩展示 Pipe End Plugs

Plugs



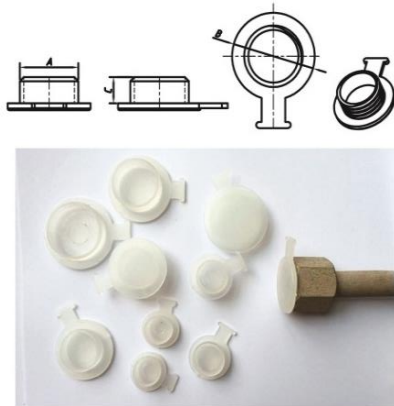
钢丝管护套 (材质: PVC)

编号	名称	A(内径)	B(高度)
SW29#	29#护套	Φ28.5	28.4
SW24#	24#护套	Φ23.8	30
SW21#	21#护套	Φ20.5	29.1
SW17#	17#护套	Φ16.7	28.7
SW14#	14#护套	Φ13.5	28
SW12#	12#护套	Φ11.6	29.1
SW8#	8#护套	Φ7.7	25.1
SW5#	5#护套	Φ4.5	20.5



尼龙管护套 (材质: PVC)

序号	名称	A(内径)	B(高度)	适配尼龙管外径
1	16号	Φ15.5	14	16mm
2	12号	Φ11.7	14	12mm
3	10号	Φ9.3	18.8	10mm
4	9号	Φ8.5	14	9mm
5	8号	Φ7.7	14	8mm
6	6号(长)	Φ5.6	20.3	6mm
7	6号(短)	Φ5.6	14	6mm
8	5号	Φ4.6	14	5mm



螺母堵头 (材质: PE)

序号	名称	A	B	C
UP27	27X1.5	Φ26.75	Φ34	9.3
UP26	26X1.5	Φ25.3	Φ31.6	5.8
UP24	24X1.5	Φ23.4	Φ31.7	8.85
UP20	20X1.5	Φ19.2	Φ28.2	7.3
UP18	18X1.5	Φ17.3	Φ25.6	7.7
UP16	16X1.5	Φ15.45	Φ21	7.3
UP14	14X1.5	Φ13.5	Φ18.25	8

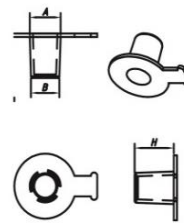


橡胶管堵头 (材质: 热缩性弹性体)

编号	名称	A	B	H	适配管内径
RB6#	6#堵头	Φ6.8	Φ6	12	6mm
RB8#	8#堵头	Φ8.7	Φ8	11.8	8mm
RB9#	9#堵头	Φ9.5	Φ9.1	9.5	9mm
RB10#	10#堵头	Φ10.5	Φ9.8	12	10mm
RB13#	13#堵头	Φ13.1	Φ12.6	13	13mm
RB16#	16#堵头	Φ16.7	Φ16.3	14	16mm
RB19#	19#堵头	Φ19.5	Φ18.7	19	19mm
RB25#	25#堵头	Φ25	Φ24.6	14	25mm
RB32#	32#堵头	Φ31.8	Φ31.6	14	32mm
RB33.5#	33.5#堵头	Φ35	Φ34	13	33.5mm
RB38#	38#堵头	Φ37.8	Φ37.6	14	38mm
RB52#	52#堵头	Φ50.8	Φ50.8	14	52mm

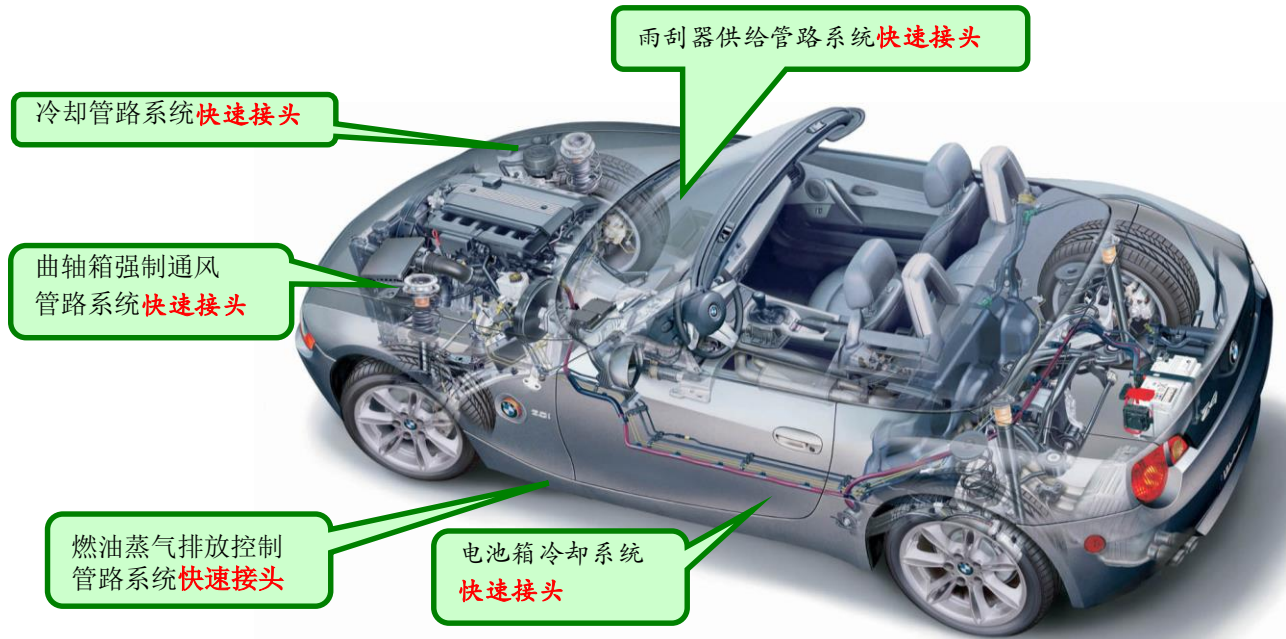

圆球堵头 (材质: PVC)

编号	名称	A	B	C	适配圆球内径
BP18#	18#堵头	Φ25	Φ19	54.5	18mm
BP16#	16#堵头	Φ25	Φ16.8	47.2	16mm
BP14#	14#堵头	Φ19.85	Φ14.1	39.5	14mm
BP12#	12#堵头	Φ19.3	Φ12.7	34.9	12mm
BP10#	10#堵头	Φ16.1	Φ10.4	30.2	10mm



接受护套来样来图定制, 亦可根据产品样件、图纸设计护套。

- 燃油蒸汽和液体 ●
- 发动机冷却系统 ●
- 制动系统(低压) ●
- 液压动力转向系统 ●
- 空调系统 ●
- 曲轴箱通风管 ●
- DPF ●
- 尿素选择性催化还原系统 ●
- 润滑油冷却器 ●



[www.automotivequickconnect.com](http://www.automotivequickconnect.com)

临海市永恒汽配科技有限公司  
 Linhai Yongheng Auto Parts Technology Co., Ltd.  
 浙江省临海市江南区街道汇丰南路1289号2号厂房  
 Building 2, No. 1289, Huifeng South Road, Jiangnan  
 District, Linhai City, Zhejiang, China  
 E-mail: Nicole@automotivequickconnect.com

